

External Tool Holder Specifications 外徑刀桿規格

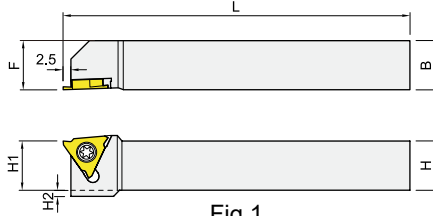

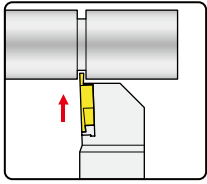


Fig 1

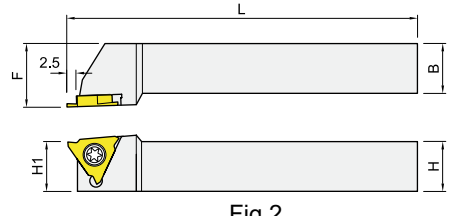
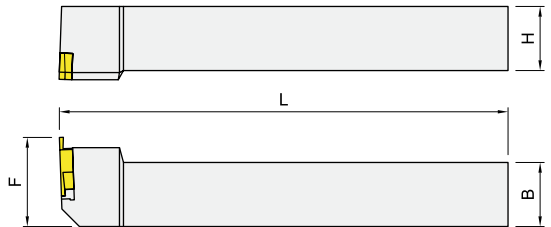
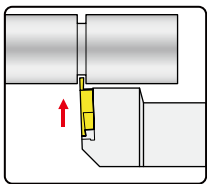


Fig 2

Right-hand shown

Insert Brand : Winstar, Kyocera, ...

Order No.	Dimensions (mm)					Insert	Screw	Wrench	Fig
	H(H1)	B	L	H2	F				
IKTGF ^R / _L 1010K16F	10	10	125	4	10	TGF32R TGF32L	IMS4009A	ITK15	1
IKTGF ^R 1012K16F	10	12	125	2	12				
IKTGF ^R / _L 1212K16F	12	12	125	2	12				
IKTGF ^R / _L 1616K16F	16	16	125	-	16				
IKTGF ^R 2020K16F	20	20	125	-	20	TGF32R	IMS4011A	ITK15	2
IKTGF ^R / _L 1616K16	16	16	125	-	20	TGF32R TGF32L			
IKTGF ^R / _L 2020K16	20	20	125	-	25				
IKTGF ^R / _L 2525M16	25	25	150	-	32				



Left-hand shown

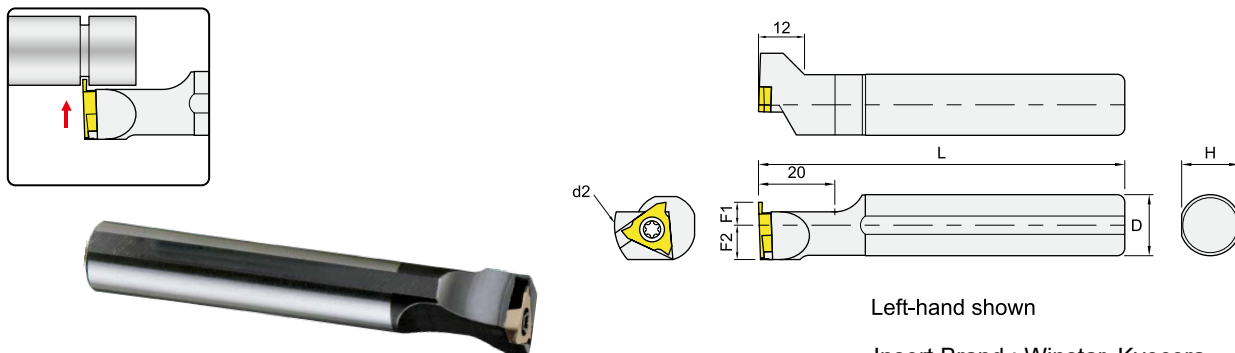
Insert Brand : Winstar, Kyocera, ...



Order No.	Dimensions (mm)				Insert	Screw	Wrench
	H(H1)	B	L	F			
IKTGFSL1616K16	16	16	125	22	TGF32R	IMS4009A	ITK15
IKTGFSL2020K16	20	20	125	26			

KTGF Shallow Grooving Tools (Vertical , Depth < 2.5mm)

KTGF 外徑淺切槽刀 (立式, 切深 < 2.5mm)

External Tool Holder Specifications 外徑刀桿規格

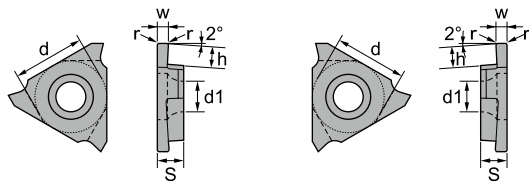


Order No.	Dimensions (mm)						Insert	Screw 	Wrench 
	D	L	H	F1	F2	d2			
IS16HKTGFL16	16	100	15	6	9	27	TGF32R	IMS4009A	ITK15

Recommended Cutting Conditions 建議切削數據

Working Material	Vc (m/min)	fr (mm/rev)
Carbon Steel / Alloy Steel	50 ~ 200	0.02 ~ 0.10
Stainless Steel	50 ~ 200	0.02 ~ 0.10
Cast Iron	50 ~ 200	0.02 ~ 0.10
Aluminum Alloy	200 ~ 300	0.05 ~ 0.15
High Temperature Alloy	80 ~ 120	0.03 ~ 0.07

Insert Designation 刀片型號



Right hand

Left hand


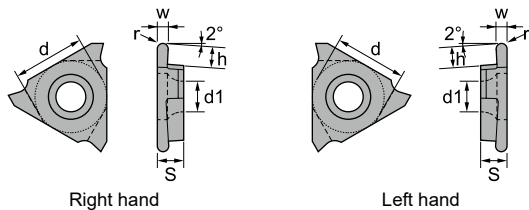


Order No.	Designation	Dimensions (mm)						Max Depth of Cut		Working Material					
		w	h	r	S	d	d1	O.D.	I.D.	P	M	K	N	S	H
ITGF32R0336025	TGF32R033-CP6025	0.33	1.0	0.05	3.18	9.525	4.4	0.8	0.5	●	●	●		○	○
ITGF32L0336025	TGF32L033-CP6025	0.33	1.0	0.05	3.18	9.525	4.4	0.8	0.5	●	●	●		○	○
ITGF32R0506025	TGF32R050-CP6025	0.50	1.4	0.05	3.18	9.525	4.4	1.2	0.8	●	●	●		○	○
ITGF32L0506025	TGF32L050-CP6025	0.50	1.4	0.05	3.18	9.525	4.4	1.2	0.8	●	●	●		○	○
ITGF32R0756025	TGF32R075-CP6025	0.75	2.5	0.1	3.18	9.525	4.4	2.0	1.5	●	●	●		○	○
ITGF32L0756025	TGF32L075-CP6025	0.75	2.5	0.1	3.18	9.525	4.4	2.0	1.5	●	●	●		○	○
ITGF32R0956025	TGF32R095-CP6025	0.95	2.5	0.1	3.18	9.525	4.4	2.0	1.5	●	●	●		○	○
ITGF32L0956025	TGF32L095-CP6025	0.95	2.5	0.1	3.18	9.525	4.4	2.0	1.5	●	●	●		○	○
ITGF32R1006025	TGF32R100-CP6025	1.00	2.5	0.1	3.18	9.525	4.4	2.0	1.5	●	●	●		○	○
ITGF32L1006025	TGF32L100-CP6025	1.00	2.5	0.1	3.18	9.525	4.4	2.0	1.5	●	●	●		○	○
ITGF32R1106025	TGF32R110-CP6025	1.10	2.5	0.1	3.18	9.525	4.4	2.0	1.5	●	●	●		○	○
ITGF32L1106025	TGF32L110-CP6025	1.10	2.5	0.1	3.18	9.525	4.4	2.0	1.5	●	●	●		○	○
ITGF32R1256025	TGF32R125-CP6025	1.25	2.5	0.1	3.18	9.525	4.4	2.0	1.5	●	●	●		○	○
ITGF32L1256025	TGF32L125-CP6025	1.25	2.5	0.1	3.18	9.525	4.4	2.0	1.5	●	●	●		○	○
ITGF32R1356025	TGF32R135-CP6025	1.35	2.5	0.1	3.18	9.525	4.4	2.0	1.5	●	●	●		○	○
ITGF32L1356025	TGF32L135-CP6025	1.35	2.5	0.1	3.18	9.525	4.4	2.0	1.5	●	●	●		○	○
ITGF32R1456025	TGF32R145-CP6025	1.45	2.5	0.1	3.18	9.525	4.4	2.0	1.5	●	●	●		○	○
ITGF32L1456025	TGF32L145-CP6025	1.45	2.5	0.1	3.18	9.525	4.4	2.0	1.5	●	●	●		○	○
ITGF32R1506025	TGF32R150-CP6025	1.50	2.5	0.1	3.18	9.525	4.4	2.0	1.5	●	●	●		○	○
ITGF32L1506025	TGF32L150-CP6025	1.50	2.5	0.1	3.18	9.525	4.4	2.0	1.5	●	●	●		○	○
ITGF32R1656025	TGF32R165-CP6025	1.65	2.5	0.1	3.18	9.525	4.4	2.0	1.5	●	●	●		○	○
ITGF32L1656025	TGF32L165-CP6025	1.65	2.5	0.1	3.18	9.525	4.4	2.0	1.5	●	●	●		○	○
ITGF32R1756025	TGF32R175-CP6025	1.75	2.5	0.1	3.18	9.525	4.4	2.0	1.5	●	●	●		○	○
ITGF32L1756025	TGF32L175-CP6025	1.75	2.5	0.1	3.18	9.525	4.4	2.0	1.5	●	●	●		○	○
ITGF32R1806025	TGF32R180-CP6025	1.80	2.5	0.1	3.18	9.525	4.4	2.0	1.5	●	●	●		○	○
ITGF32L1806025	TGF32L180-CP6025	1.80	2.5	0.1	3.18	9.525	4.4	2.0	1.5	●	●	●		○	○
ITGF32R1856025	TGF32R185-CP6025	1.85	2.5	0.1	3.18	9.525	4.4	2.0	1.5	●	●	●		○	○
ITGF32L1856025	TGF32L185-CP6025	1.85	2.5	0.1	3.18	9.525	4.4	2.0	1.5	●	●	●		○	○
ITGF32R1956025	TGF32R195-CP6025	1.95	2.5	0.1	3.18	9.525	4.4	2.0	1.5	●	●	●		○	○
ITGF32L1956025	TGF32L195-CP6025	1.95	2.5	0.1	3.18	9.525	4.4	2.0	1.5	●	●	●		○	○
ITGF32R2006025	TGF32R200-CP6025	2.00	2.5	0.1	3.18	9.525	4.4	2.0	1.5	●	●	●		○	○
ITGF32L2006025	TGF32L200-CP6025	2.00	2.5	0.1	3.18	9.525	4.4	2.0	1.5	●	●	●		○	○
ITGF32R2506025	TGF32R250-CP6025	2.50	2.5	0.1	3.18	9.525	4.4	2.0	1.5	●	●	●		○	○
ITGF32L2506025	TGF32L250-CP6025	2.50	2.5	0.1	3.18	9.525	4.4	2.0	1.5	●	●	●		○	○

※ To choose CP10(uncoating) for **N** material machining.

TGF Shallow Grooving Tools (Vertical , Depth < 2.5mm) TGF 淺切槽刀 (立式, 切深 < 2.5mm)

Insert Designation 刀片型號



Order No.	Designation	Dimensions (mm)						Max Depth of Cut		Working Material					
		w	h	r	S	d	d1	O.D.	I.D.	P	M	K	N	S	H
ITGF32R025R6025	TGF32R025R-CP6025	0.50	1.4	0.25	3.18	9.525	4.4	1.2	0.8	●	●	●		○	○
ITGF32L025R6025	TGF32L025R-CP6025	0.50	1.4	0.25	3.18	9.525	4.4	1.2	0.8	●	●	●		○	○
ITGF32R037R6025	TGF32R037R-CP6025	0.75	2.5	0.375	3.18	9.525	4.4	2.0	1.5	●	●	●		○	○
ITGF32L037R6025	TGF32L037R-CP6025	0.75	2.5	0.375	3.18	9.525	4.4	2.0	1.5	●	●	●		○	○
ITGF32R050R6025	TGF32R050R-CP6025	1.00	2.5	0.5	3.18	9.525	4.4	2.0	1.5	●	●	●		○	○
ITGF32L050R6025	TGF32L050R-CP6025	1.00	2.5	0.5	3.18	9.525	4.4	2.0	1.5	●	●	●		○	○
ITGF32R062R6025	TGF32R062R-CP6025	1.25	2.5	0.625	3.18	9.525	4.4	2.0	1.5	●	●	●		○	○
ITGF32L062R6025	TGF32L062R-CP6025	1.25	2.5	0.625	3.18	9.525	4.4	2.0	1.5	●	●	●		○	○
ITGF32R075R6025	TGF32R075R-CP6025	1.50	2.5	0.75	3.18	9.525	4.4	2.0	1.5	●	●	●		○	○
ITGF32L075R6025	TGF32L075R-CP6025	1.50	2.5	0.75	3.18	9.525	4.4	2.0	1.5	●	●	●		○	○

※ To choose CP10(uncoating) for **N** material machining.