H65X Series



- For high hardened steel, HRC 40~65.
- High speed general cutting.
- High rigidity design.
- ANAX smooth coating.

- 適用於高硬度鋼 (HRC 40~65)
- 高速泛用加工
- 高剛性設計
- 含鉻平滑塗層

H65X Series for High Hardened Steel · High Speed · General Purpose 適用高硬度鋼・高速加工

	Square · High Helix · 2F / 4F 平銑刀・高導型・2 刃 / 4 刃	EHSSH	Ø0.2~Ø20	45°	ANAX	●	○	●		○	●	B092
	Square · High Helix · Long Shank · 4F 平銑刀・高導長柄型・4 刃	EHSLH	Ø3~Ø20	45°	ANAX	●	○	●		○	●	B093
	Ball Nose · Standard · 2F 球型銑刀・標準型・2 刃	EHBSH	0.1R~8R	30°	ANAX	●	○	●		○	●	B094
	Ball Nose · Long Shank · 2F 球型銑刀・長柄型・2 刃	EHBLH	1R~10R	30°	ANAX	●	○	●		○	●	B095
	Ball Nose · Short Flute · 2F 球型銑刀・短刃型・2 刃	EHBUH	1R~8R	27°	ANAX	●	○	●		○	●	B096
	Ball Nose · Near Center Design · 3F / 4F 球型銑刀・刃近中心型・3 刃 / 4 刃	EHBHS	1R~8R	30°	ANAX	●	●	●		●	●	B097
	Ball Nose · Spherical · 2F 球型銑刀・寬球型・2 刃	EHRRC	1R~3R	15°	SNAX	●	○	●		○	●	B098
	Corner Radius · Standard · 4F 圓鼻銑刀・標準型・4 刃	EHCSH	Ø1~Ø12	30°	ANAX	●	○	●		○	●	B099
	Corner Radius · Long Shank · 4F 圓鼻銑刀・長柄型・4 刃	EHCLH	Ø4~Ø12	30°	ANAX	●	○	●		○	●	B100
	Corner Radius · Short Flute · 4F 圓鼻銑刀・短刃型・4 刃	EHCUH	Ø3~Ø12	30°	ANAX	●	○	●		○	●	B101
	Double Corner High Feed EndMill · 4F / 6F 圓鼻銑刀・高進給型・4 刃 / 6 刃	EHWSA	Ø3.175~16	38°	SNAX	●	○	●		○	●	B102
	Long Neck · Square · 2F 長頸型・平銑刀・2 刃	EHSRC	Ø0.2~Ø12	30°	ANAX	●	○	●		○	●	B103
	Long Neck · Square · 4F 長頸型・平銑刀・4 刃	EHSRC	Ø1~Ø12	30°	ANAX	●	○	●		○	●	B109
	Long Neck · Ball Nose · 2F 長頸型・球型銑刀・2 刃	EHBRC	0.15R~6R	30°	ANAX	●	○	●		○	●	B112
	Long Neck · Corner Radius · 2F 長頸型・圓鼻銑刀・2 刃	EHCRC	Ø1~Ø12	30°	ANAX	●	○	●		○	●	B117
	Long Neck · Corner Radius · 4F 長頸型・圓鼻銑刀・4 刃	EHCRC	Ø2~Ø12	30°	ANAX	●	○	●		○	●	B124
	Taper Neck · Ball Nose · 2F 斜頸型・球型銑刀・2 刃	EHBRT	0.5R~6R	30°	ANAX	●	○	●		○	●	B129
	Taper Neck · Corner Radius · 2F 斜頸型・圓鼻銑刀・2 刃	EHCRT	Ø1~Ø6	30°	ANAX	●	○	●		○	●	B130

Index 索引

H65X Series for High Hardened Steel · High Speed · General Purpose 適用高硬度鋼・高速加工

	Square · High Helix · 2F / 4F 平銑刀・高導型・2 刃 / 4 刃	EHSSH	Ø0.2~Ø20	45°	ANAX	●	○	●		○	●	B092
	Square · High Helix · Long Shank · 4F 平銑刀・高導長柄型・4 刃	EHSLH	Ø3~Ø20	45°	ANAX	●	○	●		○	●	B093
	Ball Nose · Standard · 2F 球型銑刀・標準型・2 刃	EHBSH	0.1R~8R	30°	ANAX	●	○	●		○	●	B094
	Ball Nose · Long Shank · 2F 球型銑刀・長柄型・2 刃	EHBLH	1R~10R	30°	ANAX	●	○	●		○	●	B095
	Ball Nose · Short Flute · 2F 球型銑刀・短刃型・2 刃	EHBUH	1R~8R	27°	ANAX	●	○	●		○	●	B096
	Ball Nose · Near Center Design · 3F / 4F 球型銑刀・刃近中心型・3 刃 / 4 刃	EHBHS	1R~8R	30°	ANAX	●	●	●		●	●	B097
	Ball Nose · Spherical · 2F 球型銑刀・寬球型・2 刃	EHRRC	1R~3R	15°	SNAX	●	○	●		○	●	B098
	Corner Radius · Standard · 4F 圓鼻銑刀・標準型・4 刃	EHCSH	Ø1~Ø12	30°	ANAX	●	○	●		○	●	B099
	Corner Radius · Long Shank · 4F 圓鼻銑刀・長柄型・4 刃	EHCLH	Ø4~Ø12	30°	ANAX	●	○	●		○	●	B100
	Corner Radius · Short Flute · 4F 圓鼻銑刀・短刃型・4 刃	EHCUH	Ø3~Ø12	30°	ANAX	●	○	●		○	●	B101
	Double Corner High Feed EndMill · 4F / 6F 圓鼻銑刀・高進給型・4 刃 / 6 刃	EHWSA	Ø3.175~16	38°	SNAX	●	○	●		○	●	B102
	Long Neck · Square · 2F 長頸型・平銑刀・2 刃	EHSRC	Ø0.2~Ø12	30°	ANAX	●	○	●		○	●	B103
	Long Neck · Square · 4F 長頸型・平銑刀・4 刃	EHSRC	Ø1~Ø12	30°	ANAX	●	○	●		○	●	B109
	Long Neck · Ball Nose · 2F 長頸型・球型銑刀・2 刃	EHBRC	0.15R~6R	30°	ANAX	●	○	●		○	●	B112
	Long Neck · Corner Radius · 2F 長頸型・圓鼻銑刀・2 刃	EHCRC	Ø1~Ø12	30°	ANAX	●	○	●		○	●	B117
	Long Neck · Corner Radius · 4F 長頸型・圓鼻銑刀・4 刃	EHCRC	Ø2~Ø12	30°	ANAX	●	○	●		○	●	B124
	Taper Neck · Ball Nose · 2F 斜頸型・球型銑刀・2 刃	EHBRT	0.5R~6R	30°	ANAX	●	○	●		○	●	B129
	Taper Neck · Corner Radius · 2F 斜頸型・圓鼻銑刀・2 刃	EHCRT	Ø1~Ø6	30°	ANAX	●	○	●		○	●	B130

H65X - Square · High Helix · 2F / 4F 平銑刀・高導型・2 刃 / 4 刃

- ANAX smooth coating (Al, Ti, Cr, N) provides a superior wear resistance, for HRC < 55.
- UMG Carbide with Incredible toughness and wear resistance at high speed.
- Good surface and long tool life.
- The coating can change to SNAX smooth coating (Al, Ti, Si, Cr, N), for HRC ≥ 55.

EHSSH

P	M	K	N	S	H
●	○	●		○	●

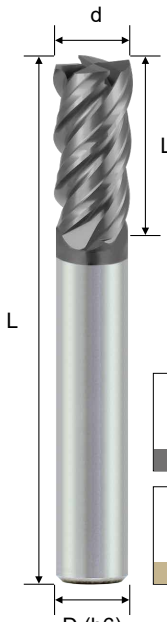

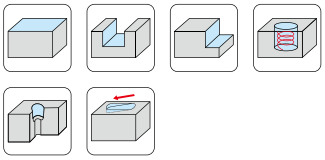

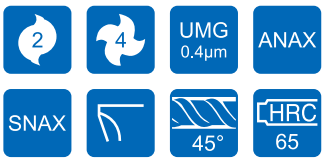

d Tolerance	
d ≤ 12	0 ~ -0.02
d > 12	0 ~ -0.03

Order No. 訂購編碼	Dia. (d)	CL (L1)	OAL (L)	Shank (D)	Flutes (Z)
EHSSH240200A	0.2	0.4	50	4	2
EHSSH240300A	0.3	0.6	50	4	2
EHSSH240400A	0.4	0.8	50	4	2
EHSSH240500A	0.5	1.0	50	4	2
EHSSH240600A	0.6	1.5	50	4	2
EHSSH240700A	0.7	2.0	50	4	2
EHSSH240800A	0.8	2.0	50	4	2
EHSSH240900A	0.9	2.0	50	4	2
EHSSH441000A	1.0	3	50	4	4
EHSSH441500A	1.5	4	50	4	4
EHSSH442000A	2.0	5	50	4	4
EHSSH442500A	2.5	6	50	4	4
EHSSH433000A	3.0	8	50	3	4
EHSSH443000A	3.0	8	50	4	4
EHSSH444000A	4.0	10	50	4	4
EHSSH404000A	4.0	10	50	6	4
EHSSH405000A	5.0	13	50	6	4
EHSSH406000A	6.0	15	50	6	4
EHSSH408000A	8.0	20	60	8	4
EHSSH410000A	10.0	25	75	10	4
EHSSH412000A	12.0	30	75	12	4
EHSSH416000A	16.0	35	100	16	4
EHSSH420000A	20.0	45	100	20	4

Cutting conditions：Page B240

H65X - Square · High Helix · Long Shank · 4F 平銑刀・高導長柄型・4 刃

- ANAX smooth coating (Al, Ti, Cr, N) provides a superior wear resistance, for HRC < 55.
- UMG Carbide with Incredible toughness and wear resistance at high speeds.
- Good surface and long tool life.
- The coating can change to SNAX smooth coating (Al, Ti, Si, Cr, N), for HRC ≥ 55.

EHSLH

P	M	K	N	S	H
●	○	●		○	●



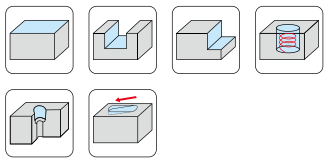



d Tolerance	
d ≤ 12	0 ~ -0.02
d > 12	0 ~ -0.03

Order No. 訂購編碼	Dia. (d)	CL (L1)	OAL (L)	Shank (D)	Flutes (Z)
EHSLH443007A	3.0	8	75	4	4
EHSLH443010A	3.0	8	100	4	4
EHSLH444006A	4.0	10	60	4	4
EHSLH444007A	4.0	10	75	4	4
EHSLH444010A	4.0	10	100	4	4
EHSLH406006A	6.0	15	60	6	4
EHSLH406007A	6.0	15	75	6	4
EHSLH406010A	6.0	15	100	6	4
EHSLH408007A	8.0	20	75	8	4
EHSLH408010A	8.0	20	100	8	4
EHSLH408015A	8.0	20	150	8	4
EHSLH410010A	10.0	25	100	10	4
EHSLH410015A	10.0	25	150	10	4
EHSLH412010A	12.0	30	100	12	4
EHSLH412015A	12.0	30	150	12	4
EHSLH416015A	16.0	35	150	16	4
EHSLH420015A	20.0	45	150	20	4

Cutting conditions：Page B240

H65X - Ball Nose · Standard · 2F 球型銑刀・標準型・2 刃

- ANAX smooth coating (Al, Ti, Cr, N) provides a superior wear resistance, for HRC < 55.
- Due to short cutting length provides an excellent face milling surface roughness of the work pieces.
- New tool geometry increases wear resistance and cutting force is decreased.
- The coating can change to SNAX smooth coating (Al, Ti, Si, Cr, N), for HRC ≥ 55..

EHBSH

P	M	K	N	S	H
●	○	●		○	●



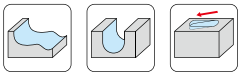



R Tolerance	
R ≤ 3	±0.010
R > 3	±0.015

Order No. 訂購編碼	Radius (R)	Dia. (d)	CL (L1)	OAL (L)	Shank (D)	Flutes (Z)
EHBSH240200A	0.10R	0.2	0.4	50	4	2
EHBSH240300A	0.15R	0.3	0.6	50	4	2
EHBSH240400A	0.20R	0.4	0.8	50	4	2
EHBSH240500A	0.25R	0.5	1	50	4	2
EHBSH240600A	0.30R	0.6	1.2	50	4	2
EHBSH240700A	0.35R	0.7	1.4	50	4	2
EHBSH240800A	0.40R	0.8	1.6	50	4	2
EHBSH240900A	0.45R	0.9	1.8	50	4	2
EHBSH241000A	0.50R	1.0	2	50	4	2
EHBSH241500A	0.75R	1.5	3	50	4	2
EHBSH242000A	1.00R	2.0	4	50	4	2
EHBSH233000A	1.50R	3.0	6	50	3	2
EHBSH243000A	1.50R	3.0	6	50	4	2
EHBSH244000A	2.00R	4.0	8	50	4	2
EHBSH205000A	2.50R	5.0	10	50	6	2
EHBSH206000A	3.00R	6.0	12	50	6	2
EHBSH208000A	4.00R	8.0	16	60	8	2
EHBSH210000A	5.00R	10.0	20	75	10	2
EHBSH212000A	6.00R	12.0	24	75	12	2
EHBSH216000A	8.00R	16.0	32	100	16	2

Cutting conditions：Page B241

H65X - Ball Nose · Long Shank · 2F 球型銑刀・長柄型・2 刃

- ANAX smooth coating (Al, Ti, Cr, N) provides a superior wear resistance, for HRC < 55.
- Due to short cutting length provides an excellent face milling surface roughness of the work pieces.
- New tool geometry increases wear resistance and cutting force is decreased.
- The coating can change to SNAX smooth coating (Al, Ti, Si, Cr, N), for HRC ≥ 55..

EHBLH

P	M	K	N	S	H
●	○	●		○	●



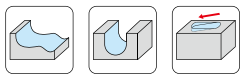

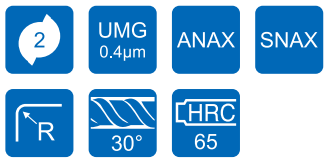

R Tolerance	
R ≤ 3	±0.010
R > 3	±0.015

Order No. 訂購編碼	Radius (R)	Dia. (d)	CL (L1)	OAL (L)	Shank (D)	Flutes (Z)
EHBLH242007A	1.0R	2	4	75	4	2
EHBLH243007A	1.5R	3	6	75	4	2
EHBLH243010A	1.5R	3	6	100	4	2
EHBLH244006A	2.0R	4	8	60	4	2
EHBLH244007A	2.0R	4	8	75	4	2
EHBLH244010A	2.0R	4	8	100	4	2
EHBLH206006A	3.0R	6	12	60	6	2
EHBLH206007A	3.0R	6	12	75	6	2
EHBLH206010A	3.0R	6	12	100	6	2
EHBLH208007A	4.0R	8	16	75	8	2
EHBLH208010A	4.0R	8	16	100	8	2
EHBLH208015A	4.0R	8	16	150	8	2
EHBLH210010A	5.0R	10	20	100	10	2
EHBLH210015A	5.0R	10	20	150	10	2
EHBLH212010A	6.0R	12	24	100	12	2
EHBLH212015A	6.0R	12	24	150	12	2
EHBLH216015A	8.0R	16	32	150	16	2
EHBLH220015A	10.0R	20	40	150	20	2

Cutting conditions：Page B241

H65X - Ball Nose · Short Flute · 2F 球型銑刀・短刃型・2 刃

- ANAX smooth coating (Al, Ti, Cr, N) provides a superior wear resistance, for HRC < 55.
- Due to short cutting length provides an excellent face milling surface roughness of the work pieces.
- Short cutting length provides high resistance for high speed cutting.
- The coating can change to SNAX smooth coating (Al, Ti, Si, Cr, N), for HRC ≥ 55.

EHBUH

P	M	K	N	S	H
●	○	●		○	●



Order No. 訂購編碼	Radius (R)	Dia. (d)	CL (L1)	EFF-L (L2)	OAL (L)	Shank (D)	Flutes (Z)
EHBUH202000A	1.0R	2	2	4	50	6	2
EHBUH203000A	1.5R	3	3	6	50	6	2
EHBUH204000A	2.0R	4	4	8	50	6	2
EHBUH205000A	2.5R	5	5	10	50	6	2
EHBUH206000A	3.0R	6	6	12	50	6	2
EHBUH208000A	4.0R	8	8	16	60	8	2
EHBUH210000A	5.0R	10	10	20	75	10	2
EHBUH212000A	6.0R	12	12	24	75	12	2
EHBUH216000A	8.0R	16	16	32	100	16	2

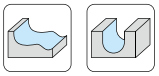

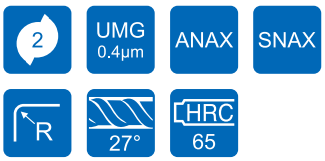

R Tolerance	
R ≤ 3	±0.010
R > 3	±0.015

Cutting conditions：Page B242

H65X - Ball Nose · Near Center Design · 3F / 4F 球型銑刀・刃近中心型・3 刃 / 4 刃

- ANAX smooth coating (Al, Ti, Cr, N) provides a superior wear resistance, for HRC < 55.
- For high temperature alloy and high hardened steel machining.
- Reach to center and near to center flutes design, significantly improves the tool life and surface finish in profile milling.
- The coating can change to SNAX smooth coating (Al, Ti, Si, Cr, N), for HRC ≥ 55.

EHBHS

P	M	K	N	S	H
●	●	●		●	○



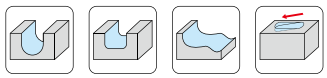



R Tolerance	
R ≤ 3	±0.015
R > 3	±0.020

Order No. 訂購編碼	Radius (R)	Dia. (d)	CL (L1)	OAL (L)	Shank (D)	Flutes (Z)
EHBHS342000A	1R	2	2	50	4	3
EHBHS302000A	1R	2	2	50	6	3
EHBHS303000A	1.5R	3	3	50	6	3
EHBHS344000A	2R	4	4	50	4	3
EHBHS304000A	2R	4	4	50	6	3
EHBHS406000A	3R	6	6	50	6	4
EHBHS408000A	4R	8	8	60	8	4
EHBHS410000A	5R	10	10	75	10	4
EHBHS412000A	6R	12	12	75	12	4
EHBHS416000A	8R	16	16	100	16	4

Material	High temperature alloy			Hardened steel (HRC 40~55)			Hardened steel (HRC 50~60)			Hardened steel (HRC 60~65)		
Radius (R)	RPM	Feed	ap	RPM	Feed	ap	RPM	Feed	ap	RPM	Feed	ap
3R	15000	3400	0.25	21000	8400	0.25	16000	4800	0.2	8000	2300	0.09
4R	12000	2600	0.3	16000	6400	0.3	12000	3600	0.2	6000	1900	0.09
5R	9600	2200	0.5	13000	5200	0.5	10000	3200	0.2	4800	1500	0.1
6R	7200	1700	0.5	9000	3600	0.5	7000	2200	0.3	3600	1100	0.1
8R	5400	1300	0.7	6800	2700	0.7	5300	1700	0.4	2700	830	0.13

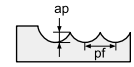

H65X - Ball Nose · Spherical · 2F 球型銑刀・寬球型・2 刃

- ANAX smooth coating (Al, Ti, Cr, N) provides a superior wear resistance, for HRC < 55.
- Designed for undercutting & deburring applications.
- It provides an excellent surface finishing of vertical machining.
- Suitable for Steel, Alloy steel, Stainless steel, Cast iron, & Hardened steel.
- The coating can change to SNAX smooth coating (Al, Ti, Si, Cr, N), for HRC ≥ 55.

EHRRC

P	M	K	N	S	H
●	○	●		○	●

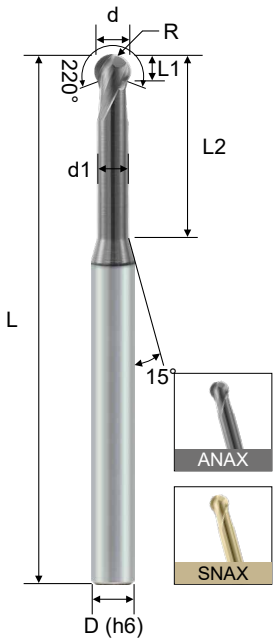

Order No. 訂購編碼	Radius (R)	Dia. (d)	ND (d1)	CL (L1)	EFF-L (L2)	OAL (L)	Shank (D)	Flutes (Z)
EHRRC2020221A	1.0R	2	1.7	1.4	5	60	6	2
EHRRC2020222A	1.0R	2	1.7	1.4	10	60	6	2
EHRRC2030221A	1.5R	3	2.6	2.0	8	75	6	2
EHRRC2030222A	1.5R	3	2.6	2.0	15	75	6	2
EHRRC2040221A	2.0R	4	3.4	2.7	10	75	6	2
EHRRC2040222A	2.0R	4	3.4	2.7	20	75	6	2
EHRRC2050221A	2.5R	5	4.3	3.4	12	75	6	2
EHRRC2050222A	2.5R	5	4.3	3.4	25	75	6	2
EHRRC2060221A	3.0R	6	5.1	4.3	15	75	6	2
EHRRC2060222A	3.0R	6	5.1	4.3	30	75	6	2

Material	Carbon Steel / Alloy Steel / Cast iron			Alloy Steel / Tool Steel / Pre-Hardened Steel (SCM, SKT, SKD)			Stainless Steel (SUS304, SUS316)			Hardened Steel		
Hardness	HRC < 30			HRC 30 ~ 45			-			HRC 45 ~ 60		
VC	220 ~ 300 m/min			150 ~ 220 m/min			70 ~ 150 m/min			130 ~ 150 m/min		
R (mm)	RPM	Feed (mm/min)	ap (mm)	RPM	Feed (mm/min)	ap (mm)	RPM	Feed (mm/min)	ap (mm)	RPM	Feed (mm/min)	ap (mm)
1.0R	40,000	1,600	0.04	30,000	1,200	0.04	24,000	960	0.04	24,000	960	0.04
1.5R	32,000	1,920	0.06	23,000	1,380	0.06	16,000	960	0.06	16,000	960	0.06
2.0R	24,000	1,920	0.08	17,000	1,360	0.08	12,000	960	0.08	12,000	960	0.08
2.5R	19,200	1,920	0.10	14,000	1,400	0.10	9,600	960	0.10	9,600	960	0.10
3.0R	16,000	1,920	0.12	12,000	1,440	0.12	8,000	960	0.12	8,000	960	0.12

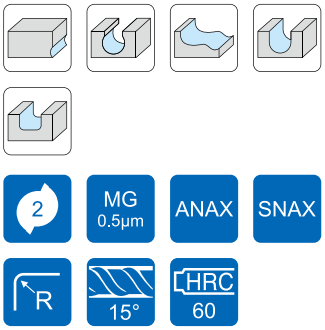

R Tolerance	
R ≤ 3	±0.015
R > 3	±0.020

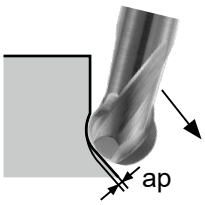

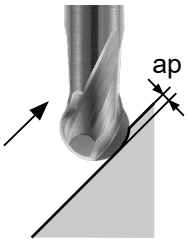

H65X - Corner Radius · Standard · 4F 圓鼻銑刀・標準型・4 刃

- ANAX smooth coating (Al, Ti, Cr, N) provides a superior wear resistance, for HRC < 55.
- Long tool life and wear resistant due to its negative angle with corner radius design.
- The coating can change to SNAX smooth coating (Al, Ti, Si, Cr, N), for HRC ≥ 55.

EHCSH

P	M	K	N	S	H
●	○	●		○	●



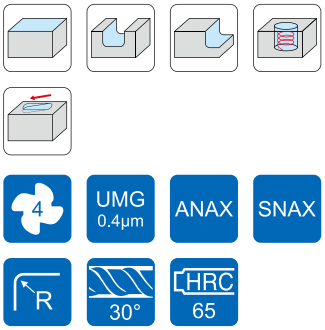

d Tolerance	
d ≤ 12	0 ~ -0.02
d > 12	0 ~ -0.03

R Tolerance	
R < 2	±0.015
R ≥ 2	±0.020

Order No. 訂購編碼	Dia. (d)	Corner Radius (R)	CL (L1)	OAL (L)	Shank (D)	Flutes (Z)
EHCSH441002A	1	0.2R	2	50	4	4
EHCSH441003A	1	0.3R	2	50	4	4
EHCSH441502A	1.5	0.2R	3	50	4	4
EHCSH441503A	1.5	0.3R	3	50	4	4
EHCSH442002A	2	0.2R	4	50	4	4
EHCSH442003A	2	0.3R	4	50	4	4
EHCSH442005A	2	0.5R	4	50	4	4
EHCSH433002A	3	0.2R	6	50	3	4
EHCSH443002A	3	0.2R	6	50	4	4
EHCSH433003A	3	0.3R	6	50	3	4
EHCSH443003A	3	0.3R	6	50	4	4
EHCSH433005A	3	0.5R	6	50	3	4
EHCSH443005A	3	0.5R	6	50	4	4
EHCSH433010A	3	1.0R	6	50	3	4
EHCSH443010A	3	1.0R	6	50	4	4
EHCSH444002A	4	0.2R	8	50	4	4
EHCSH444003A	4	0.3R	8	50	4	4
EHCSH444005A	4	0.5R	8	50	4	4
EHCSH444010A	4	1.0R	8	50	4	4
EHCSH404003A	4	0.3R	8	50	6	4
EHCSH404005A	4	0.5R	8	50	6	4
EHCSH404010A	4	1.0R	8	50	6	4
EHCSH405005A	5	0.5R	10	50	6	4
EHCSH405010A	5	1.0R	10	50	6	4
EHCSH406003A	6	0.3R	12	50	6	4
EHCSH406005A	6	0.5R	12	50	6	4
EHCSH406010A	6	1.0R	12	50	6	4
EHCSH408005A	8	0.5R	16	60	8	4
EHCSH408010A	8	1.0R	16	60	8	4
EHCSH408015A	8	1.5R	16	60	8	4
EHCSH410005A	10	0.5R	20	75	10	4
EHCSH410010A	10	1.0R	20	75	10	4
EHCSH410015A	10	1.5R	20	75	10	4
EHCSH410020A	10	2.0R	20	75	10	4
EHCSH412005A	12	0.5R	24	75	12	4
EHCSH412010A	12	1.0R	24	75	12	4
EHCSH412015A	12	1.5R	24	75	12	4
EHCSH412020A	12	2.0R	24	75	12	4

Cutting conditions：Page B243

H65X - Corner Radius · Long Shank · 4F 圓鼻銑刀・長柄型・4 刃

- ANAX smooth coating (Al, Ti, Cr, N) provides a superior wear resistance, for HRC < 55.
- Long tool life and wear resistant due to its negative angle with corner radius design.
- The coating can change to SNAX smooth coating (Al, Ti, Si, Cr, N), for HRC ≥ 55.

EHCLH

P	M	K	N	S	H
●	○	●		○	●

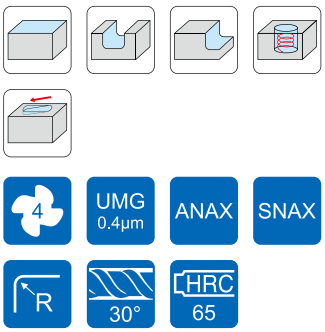

Order No. 訂購編碼	Dia. (d)	Corner Radius (R)	CL (L1)	OAL (L)	Shank (D)	Flutes (Z)
EHCLH44400507A	4	0.5R	8	75	4	4
EHCLH44401007A	4	1.0R	8	75	4	4
EHCLH44400510A	4	0.5R	8	100	4	4
EHCLH44401010A	4	1.0R	8	100	4	4
EHCLH40600507A	6	0.5R	12	75	6	4
EHCLH40601007A	6	1.0R	12	75	6	4
EHCLH40600510A	6	0.5R	12	100	6	4
EHCLH40601010A	6	1.0R	12	100	6	4
EHCLH40800507A	8	0.5R	16	75	8	4
EHCLH40801007A	8	1.0R	16	75	8	4
EHCLH40800510A	8	0.5R	16	100	8	4
EHCLH40801010A	8	1.0R	16	100	8	4
EHCLH41000510A	10	0.5R	20	100	10	4
EHCLH41001010A	10	1.0R	20	100	10	4
EHCLH41000515A	10	0.5R	20	150	10	4
EHCLH41001015A	10	1.0R	20	150	10	4
EHCLH41200510A	12	0.5R	24	100	12	4
EHCLH41201010A	12	1.0R	24	100	12	4
EHCLH41200515A	12	0.5R	24	150	12	4
EHCLH41201015A	12	1.0R	24	150	12	4

Cutting conditions：Page B243

d Tolerance	
d ≤ 12	0 ~ -0.02
d > 12	0 ~ -0.03

R Tolerance	
R < 2	±0.015
R ≥ 2	±0.020

H65X - Corner Radius · Short Flute · 4F 圓鼻銑刀・短刃型・4 刃

- ANAX smooth coating (Al, Ti, Cr, N) provides a superior wear resistance, for HRC < 55.
- Short cutting length with high rigidity is suitable for high speed cutting.
- The coating can change to SNAX smooth coating (Al, Ti, Si, Cr, N), for HRC ≥ 55.

EHCUH

P	M	K	N	S	H
●	○	●		○	●



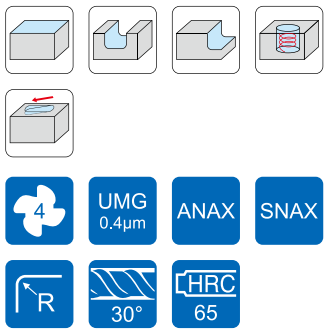

d Tolerance	
d ≤ 12	0 ~ -0.02
d > 12	0 ~ -0.03

R Tolerance	
R < 2	±0.015
R ≥ 2	±0.020

Order No. 訂購編碼	Dia. (d)	Corner Radius (R)	CL (L1)	EFF-L (L2)	OAL (L)	Shank (D)	Flutes (Z)
EHCUH403001A	3	0.1R	3	7.5	50	6	4
EHCUH403005A	3	0.5R	3	7.5	50	6	4
EHCUH404002A	4	0.2R	4	10.0	50	6	4
EHCUH404005A	4	0.5R	4	10.0	50	6	4
EHCUH405002A	5	0.2R	5	12.5	50	6	4
EHCUH405005A	5	0.5R	5	12.5	50	6	4
EHCUH406002A	6	0.2R	6	15.0	50	6	4
EHCUH406005A	6	0.5R	6	15.0	50	6	4
EHCUH406010A	6	1.0R	6	15.0	50	6	4
EHCUH408003A	8	0.3R	8	20.0	60	8	4
EHCUH408005A	8	0.5R	8	20.0	60	8	4
EHCUH408010A	8	1.0R	8	20.0	60	8	4
EHCUH408015A	8	1.5R	8	20.0	60	8	4
EHCUH410003A	10	0.3R	10	25.0	75	10	4
EHCUH410005A	10	0.5R	10	25.0	75	10	4
EHCUH410010A	10	1.0R	10	25.0	75	10	4
EHCUH410015A	10	1.5R	10	25.0	75	10	4
EHCUH410020A	10	2.0R	10	25.0	75	10	4
EHCUH412003A	12	0.3R	12	30.0	75	12	4
EHCUH412005A	12	0.5R	12	30.0	75	12	4
EHCUH412010A	12	1.0R	12	30.0	75	12	4
EHCUH412015A	12	1.5R	12	30.0	75	12	4
EHCUH412020A	12	2.0R	12	30.0	75	12	4

Cutting conditions：Page B244

H65X - Double Corner High Feed EndMill · 4F / 6F 圓鼻銑刀・高進給型・4 刃 / 6 刃

- ANAX smooth coating (Al, Ti, Cr, N) provides a superior wear resistance, for HRC < 55.
- Duotec design and multi-flute geometry design.
- High feed and high metal removal rate in surface milling.
- UMG Carbide substrate possess high TRS and good wear resistance.
- The coating can change to SNAX smooth coating (Al, Ti, Si, Cr, N), for HRC ≥ 55.

EHWSA

P	M	K	N	S	H
●	○	●		○	●

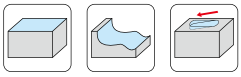

Order No. 訂購編碼	Dia. (d)	ND (d1)	(d2)	(ap)	(R1)	(R2)	Approx Radius (AR)	(K)	CL (L1)	EFF-L (L2)	OAL (L)	Shank (D)	Flutes (Z)
EHWSA403101A	3.175(1/8")	-	0.4	0.18	0.3	2.0	0.64	0.08	3.175	-	63.5	6.35	4
EHWSA404701A	4.763(3/16")	-	0.6	0.30	0.5	3.0	0.815	0.17	4.763	-	63.5	6.35	4
EHWSA406001A	6	-	0.75	0.35	0.6	3.5	0.92	0.21	6	-	60	6	4
EHWSA406301A	6.35(1/4")	-	0.79	0.35	0.6	3.5	0.92	0.21	6.35	-	63.5	6.35	4
EHWSA408001A	8	-	1.6	0.40	0.8	4.5	1.16	0.22	8	-	75	8	4
EHWSA409501A	9.525(3/8")	-	1.9	0.55	1.0	5.5	1.47	0.28	9.525	-	76.2	9.52	4
EHWSA410001A	10	-	2.0	0.55	1.0	5.5	1.47	0.28	10	-	75	10	4
EHWSA412001A	12	-	2.4	0.70	1.2	6.5	1.77	0.34	12	-	75	12	4
EHWSA412701A	12.7(1/2")	-	2.5	0.70	1.2	6.5	1.77	0.34	12.7	-	76.2	12.7	4
EHWSA616001A	16	-	3.2	0.90	1.6	8.5	2.35	0.43	16	-	100	16	6
EHWSA406000A	6	5.6	0.75	0.35	0.6	3.5	0.92	0.21	9	18	60	6	4
EHWSA608000A	8	7.6	1.6	0.40	0.8	4.5	1.16	0.22	12	24	75	8	6
EHWSA610000A	10	9.4	2.0	0.55	1.0	5.5	1.47	0.28	15	30	75	10	6
EHWSA612000A	12	11.4	2.4	0.70	1.2	6.5	1.77	0.34	18	36	75	12	6

Cutting conditions：Page B244

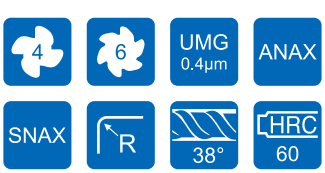

d Tolerance	
d ≤ 12	0 ~ -0.02
d > 12	0 ~ -0.03

R Tolerance	
R < 2	±0.015
R ≥ 2	±0.020

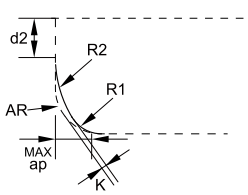

H65X - Long Neck · Square · 2F

長頸型・平銑刀・2 刃

- ANAX smooth coating (Al, Ti, Cr, N) provides a superior wear resistance, for HRC < 55.
- Long neck design is suitable for Rib cutting.
- The coating can change to SNAX smooth coating (Al, Ti, Si, Cr, N), for HRC ≥ 55.

EHSRC

P	M	K	N	S	H
●	○	●		○	●

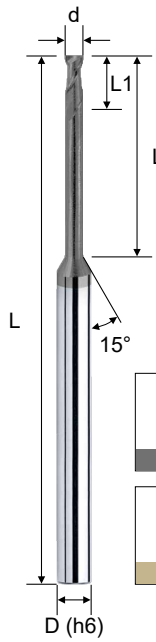

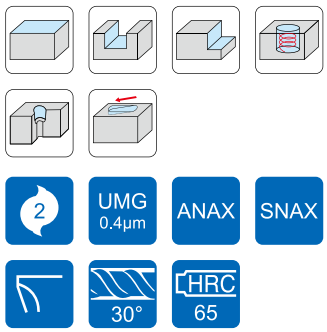

d Tolerance	
d ≤ 12	0 ~ -0.02
d > 12	0 ~ -0.03

Order No. 訂購編碼	Dia. (d)	CL (L1)	EFF-L (L2)	OAL (L)	Shank (D)	Flutes (Z)
EHSRC240201A	0.2	0.3	1	50	4	2
EHSRC240202A	0.2	0.3	2	50	4	2
EHSRC240301A	0.3	0.4	1	50	4	2
EHSRC240302A	0.3	0.4	2	50	4	2
EHSRC240303A	0.3	0.4	3	50	4	2
EHSRC240304A	0.3	0.4	4	50	4	2
EHSRC240305A	0.3	0.4	5	50	4	2
EHSRC240401A	0.4	0.5	1	50	4	2
EHSRC240402A	0.4	0.5	2	50	4	2
EHSRC240403A	0.4	0.5	3	50	4	2
EHSRC240404A	0.4	0.5	4	50	4	2
EHSRC240405A	0.4	0.5	5	50	4	2
EHSRC240406A	0.4	0.5	6	50	4	2
EHSRC240408A	0.4	0.5	8	50	4	2
EHSRC240410A	0.4	0.5	10	50	4	2
EHSRC240502A	0.5	0.6	2	50	4	2
EHSRC240503A	0.5	0.6	3	50	4	2
EHSRC240504A	0.5	0.6	4	50	4	2
EHSRC240505A	0.5	0.6	5	50	4	2
EHSRC240506A	0.5	0.6	6	50	4	2
EHSRC240508A	0.5	0.6	8	50	4	2
EHSRC240510A	0.5	0.6	10	50	4	2
EHSRC240512A	0.5	0.6	12	50	4	2
EHSRC240514A	0.5	0.6	14	50	4	2

Cutting conditions：Page B245

H65X - Long Neck · Square · 2F 長頸型・平銑刀・2 刃

- ANAX smooth coating (Al, Ti, Cr, N) provides a superior wear resistance, for HRC < 55.
- Long neck design is suitable for Rib cutting.
- The coating can change to SNAX smooth coating (Al, Ti, Si, Cr, N), for HRC ≥ 55.

EHSRC

P	M	K	N	S	H
●	○	●		○	●

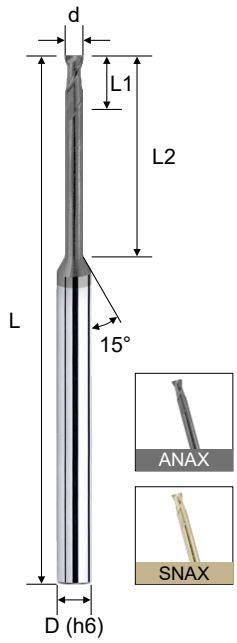

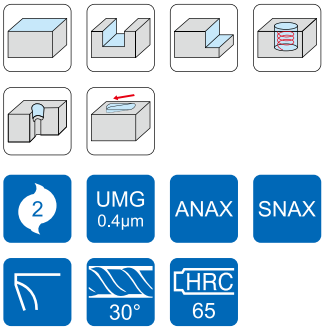

d Tolerance	
d ≤ 12	0 ~ -0.02
d > 12	0 ~ -0.03

Order No. 訂購編碼	Dia. (d)	CL (L1)	EFF-L (L2)	OAL (L)	Shank (D)	Flutes (Z)
EHSRC240602A	0.6	0.7	2	50	4	2
EHSRC240603A	0.6	0.7	3	50	4	2
EHSRC240604A	0.6	0.7	4	50	4	2
EHSRC240605A	0.6	0.7	5	50	4	2
EHSRC240606A	0.6	0.7	6	50	4	2
EHSRC240608A	0.6	0.7	8	50	4	2
EHSRC240610A	0.6	0.7	10	50	4	2
EHSRC240612A	0.6	0.7	12	50	4	2
EHSRC240614A	0.6	0.7	14	50	4	2
EHSRC240616A	0.6	0.7	16	50	4	2
EHSRC240702A	0.7	0.8	2	50	4	2
EHSRC240704A	0.7	0.8	4	50	4	2
EHSRC240706A	0.7	0.8	6	50	4	2
EHSRC240708A	0.7	0.8	8	50	4	2
EHSRC240710A	0.7	0.8	10	50	4	2
EHSRC240712A	0.7	0.8	12	50	4	2
EHSRC240802A	0.8	1.0	2	50	4	2
EHSRC240804A	0.8	1.0	4	50	4	2
EHSRC240806A	0.8	1.0	6	50	4	2
EHSRC240808A	0.8	1.0	8	50	4	2
EHSRC240810A	0.8	1.0	10	50	4	2
EHSRC240812A	0.8	1.0	12	50	4	2
EHSRC240814A	0.8	1.0	14	50	4	2
EHSRC240906A	0.9	1.1	6	50	4	2
EHSRC240908A	0.9	1.1	8	50	4	2
EHSRC240910A	0.9	1.1	10	50	4	2

Cutting conditions：Page B245

H65X - Long Neck · Square · 2F

長頸型・平銑刀・2 刃

- ANAX smooth coating (Al, Ti, Cr, N) provides a superior wear resistance, for HRC < 55.
- Long neck design is suitable for Rib cutting.
- The coating can change to SNAX smooth coating (Al, Ti, Si, Cr, N), for HRC ≥ 55.

EHSRC

P	M	K	N	S	H
●	○	●		○	●

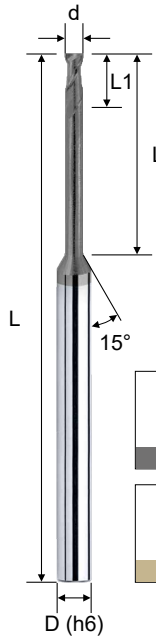

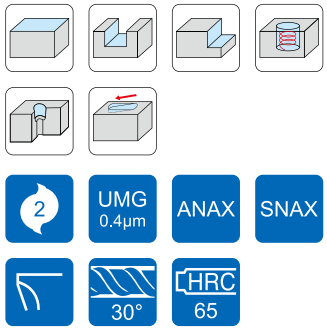

d Tolerance	
d ≤ 12	0 ~ -0.02
d > 12	0 ~ -0.03

Order No. 訂購編碼	Dia. (d)	CL (L1)	EFF-L (L2)	OAL (L)	Shank (D)	Flutes (Z)
EHSRC241002A	1.0	1.2	2	50	4	2
EHSRC241003A	1.0	1.2	3	50	4	2
EHSRC241004A	1.0	1.2	4	50	4	2
EHSRC241005A	1.0	1.2	5	50	4	2
EHSRC241006A	1.0	1.2	6	50	4	2
EHSRC241008A	1.0	1.2	8	50	4	2
EHSRC241010A	1.0	1.2	10	50	4	2
EHSRC241012A	1.0	1.2	12	50	4	2
EHSRC241014A	1.0	1.2	14	50	4	2
EHSRC241016A	1.0	1.2	16	50	4	2
EHSRC241018A	1.0	1.2	18	50	4	2
EHSRC241020A	1.0	1.2	20	50	4	2
EHSRC241204A	1.2	1.5	4	50	4	2
EHSRC241206A	1.2	1.5	6	50	4	2
EHSRC241208A	1.2	1.5	8	50	4	2
EHSRC241210A	1.2	1.5	10	50	4	2
EHSRC241212A	1.2	1.5	12	50	4	2
EHSRC241216A	1.2	1.5	16	50	4	2
EHSRC241220A	1.2	1.5	20	50	4	2
EHSRC241406A	1.4	1.8	6	50	4	2
EHSRC241408A	1.4	1.8	8	50	4	2
EHSRC241410A	1.4	1.8	10	50	4	2
EHSRC241414A	1.4	1.8	14	50	4	2
EHSRC241416A	1.4	1.8	16	50	4	2
EHSRC241420A	1.4	1.8	20	50	4	2

Cutting conditions：Page B245

H65X - Long Neck · Square · 2F 長頸型・平銑刀・2 刃

- ANAX smooth coating (Al, Ti, Cr, N) provides a superior wear resistance, for HRC < 55.
- Long neck design is suitable for Rib cutting.
- The coating can change to SNAX smooth coating (Al, Ti, Si, Cr, N), for HRC ≥ 55.

EHSRC

P	M	K	N	S	H
●	○	●		○	●

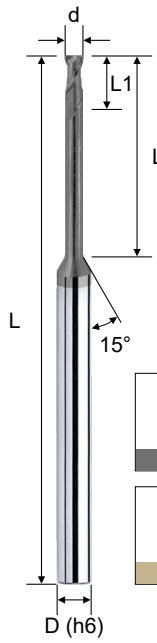

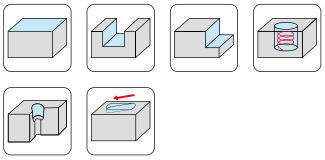

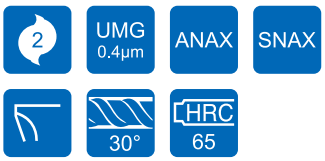

d Tolerance	
d ≤ 12	0 ~ -0.02
d > 12	0 ~ -0.03

Order No. 訂購編碼	Dia. (d)	CL (L1)	EFF-L (L2)	OAL (L)	Shank (D)	Flutes (Z)
EHSRC241504A	1.5	1.8	4	50	4	2
EHSRC241506A	1.5	1.8	6	50	4	2
EHSRC241508A	1.5	1.8	8	50	4	2
EHSRC241510A	1.5	1.8	10	50	4	2
EHSRC241512A	1.5	1.8	12	50	4	2
EHSRC241514A	1.5	1.8	14	50	4	2
EHSRC241516A	1.5	1.8	16	50	4	2
EHSRC241518A	1.5	1.8	18	50	4	2
EHSRC241520A	1.5	1.8	20	50	4	2
EHSRC241610A	1.6	1.9	10	50	4	2
EHSRC241614A	1.6	1.9	14	50	4	2
EHSRC241618A	1.6	1.9	18	50	4	2
EHSRC241810A	1.8	2.0	10	50	4	2
EHSRC241814A	1.8	2.0	14	50	4	2
EHSRC241818A	1.8	2.0	18	50	4	2
EHSRC242004A	2.0	2.5	4	50	4	2
EHSRC242006A	2.0	2.5	6	50	4	2
EHSRC242008A	2.0	2.5	8	50	4	2
EHSRC242010A	2.0	2.5	10	50	4	2
EHSRC242012A	2.0	2.5	12	50	4	2
EHSRC242014A	2.0	2.5	14	50	4	2
EHSRC242016A	2.0	2.5	16	50	4	2
EHSRC242018A	2.0	2.5	18	50	4	2
EHSRC242020A	2.0	2.5	20	50	4	2
EHSRC242022A	2.0	2.5	22	60	4	2
EHSRC242025A	2.0	2.5	25	60	4	2
EHSRC242030A	2.0	2.5	30	75	4	2
EHSRC242035A	2.0	2.5	35	75	4	2

Cutting conditions：Page B245

H65X - Long Neck · Square · 2F 長頸型・平銑刀・2 刃

- ANAX smooth coating (Al, Ti, Cr, N) provides a superior wear resistance, for HRC < 55.
- Long neck design is suitable for Rib cutting.
- The coating can change to SNAX smooth coating (Al, Ti, Si, Cr, N), for HRC ≥ 55.

EHSRC

P	M	K	N	S	H
●	○	●		○	●

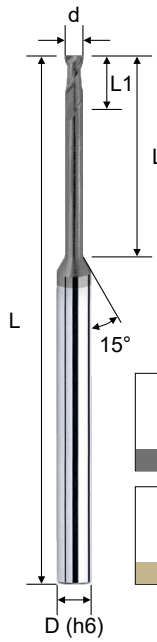

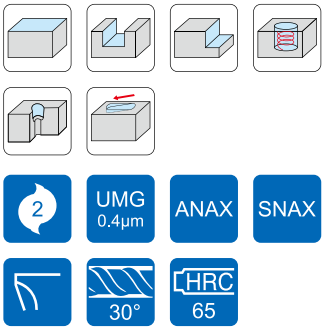

d Tolerance	
d ≤ 12	0 ~ -0.02
d > 12	0 ~ -0.03

Order No. 訂購編碼	Dia. (d)	CL (L1)	EFF-L (L2)	OAL (L)	Shank (D)	Flutes (Z)
EHSRC242508A	2.5	3.0	8	50	4	2
EHSRC242510A	2.5	3.0	10	50	4	2
EHSRC242512A	2.5	3.0	12	50	4	2
EHSRC242516A	2.5	3.0	16	50	4	2
EHSRC242520A	2.5	3.0	20	50	4	2
EHSRC242525A	2.5	3.0	25	60	4	2
EHSRC242530A	2.5	3.0	30	75	4	2
EHSRC242535A	2.5	3.0	35	75	4	2
EHSRC203006A	3.0	3.5	6	50	6	2
EHSRC203010A	3.0	3.5	10	50	6	2
EHSRC203012A	3.0	3.5	12	50	6	2
EHSRC203016A	3.0	3.5	16	50	6	2
EHSRC203020A	3.0	3.5	20	60	6	2
EHSRC203025A	3.0	3.5	25	60	6	2
EHSRC203030A	3.0	3.5	30	75	6	2
EHSRC203035A	3.0	3.5	35	75	6	2
EHSRC204008A	4.0	4.5	8	50	6	2
EHSRC204010A	4.0	4.5	10	50	6	2
EHSRC204012A	4.0	4.5	12	50	6	2
EHSRC204016A	4.0	4.5	16	50	6	2
EHSRC204020A	4.0	4.5	20	60	6	2
EHSRC204025A	4.0	4.5	25	60	6	2
EHSRC204030A	4.0	4.5	30	75	6	2
EHSRC204035A	4.0	4.5	35	75	6	2
EHSRC205016A	5.0	7.0	16	50	6	2
EHSRC205020A	5.0	7.0	20	60	6	2
EHSRC205025A	5.0	7.0	25	60	6	2
EHSRC205030A	5.0	7.0	30	75	6	2
EHSRC205035A	5.0	7.0	35	75	6	2

Cutting conditions：Page B245

H65X - Long Neck · Square · 2F 長頸型・平銑刀・2 刃

- ANAX smooth coating (Al, Ti, Cr, N) provides a superior wear resistance, for HRC < 55.
- Long neck design is suitable for Rib cutting.
- The coating can change to SNAX smooth coating (Al, Ti, Si, Cr, N), for HRC ≥ 55.

EHSRC

P	M	K	N	S	H
●	○	●		○	●

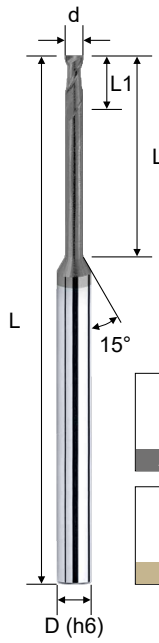

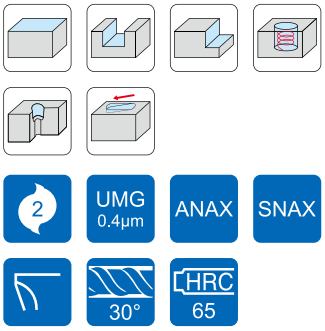

d Tolerance	
d ≤ 12	0 ~ -0.02
d > 12	0 ~ -0.03

Order No. 訂購編碼	Dia. (d)	CL (L1)	EFF-L (L2)	OAL (L)	Shank (D)	Flutes (Z)
EHSRC206020A	6.0	10.0	20	60	6	2
EHSRC206030A	6.0	10.0	30	75	6	2
EHSRC208020A	8.0	15.0	20	60	8	2
EHSRC208030A	8.0	15.0	30	75	8	2
EHSRC208040A	8.0	15.0	40	100	8	2
EHSRC210025A	10.0	20.0	25	75	10	2
EHSRC210035A	10.0	20.0	35	75	10	2
EHSRC210045A	10.0	20.0	45	100	10	2
EHSRC212030A	12.0	25.0	30	75	12	2
EHSRC212040A	12.0	25.0	40	100	12	2
EHSRC212050A	12.0	25.0	50	100	12	2

Cutting conditions：Page B245

H65X - Long Neck · Square · 4F 長頸型・平銑刀・4 刃

- ANAX smooth coating (Al, Ti, Cr, N) provides a superior wear resistance, for HRC < 55.
- Long neck design is suitable for Rib cutting.
- The coating can change to SNAX smooth coating (Al, Ti, Si, Cr, N), for HRC ≥ 55.

EHSRC

P	M	K	N	S	H
●	○	●		○	●

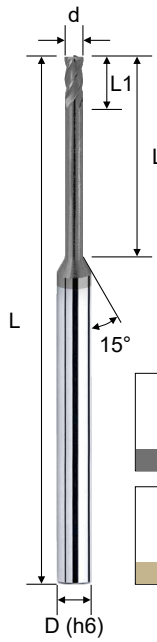

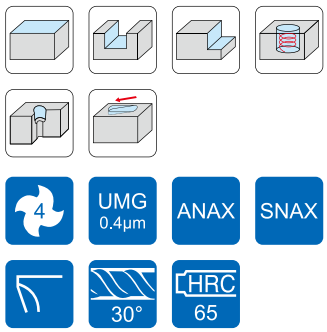

d Tolerance	
d ≤ 12	0 ~ -0.02
d > 12	0 ~ -0.03

Order No. 訂購編碼	Dia. (d)	CL (L1)	EFF-L (L2)	OAL (L)	Shank (D)	Flutes (Z)
EHSRC441003A	1.0	1.0	3	50	4	4
EHSRC441004A	1.0	1.0	4	50	4	4
EHSRC441006A	1.0	1.0	6	50	4	4
EHSRC441008A	1.0	1.0	8	50	4	4
EHSRC441010A	1.0	1.0	10	50	4	4
EHSRC441012A	1.0	1.0	12	50	4	4
EHSRC441016A	1.0	1.0	16	50	4	4
EHSRC441020A	1.0	1.0	20	50	4	4
EHSRC441025A	1.0	1.0	25	60	4	4
EHSRC401004A	1.0	1.0	4	50	6	4
EHSRC401006A	1.0	1.0	6	50	6	4
EHSRC401008A	1.0	1.0	8	50	6	4
EHSRC401010A	1.0	1.0	10	50	6	4
EHSRC401012A	1.0	1.0	12	50	6	4
EHSRC441506A	1.5	1.5	6	50	4	4
EHSRC441508A	1.5	1.5	8	50	4	4
EHSRC441510A	1.5	1.5	10	50	4	4
EHSRC441512A	1.5	1.5	12	50	4	4
EHSRC441516A	1.5	1.5	16	50	4	4
EHSRC441520A	1.5	1.5	20	50	4	4
EHSRC441525A	1.5	1.5	25	60	4	4
EHSRC401506A	1.5	1.5	6	50	6	4
EHSRC401508A	1.5	1.5	8	50	6	4
EHSRC401510A	1.5	1.5	10	50	6	4
EHSRC401512A	1.5	1.5	12	50	6	4

Cutting conditions：Page B248

H65X - Long Neck · Square · 4F 長頸型・平銑刀・4 刃

- ANAX smooth coating (Al, Ti, Cr, N) provides a superior wear resistance, for HRC < 55.
- Long neck design is suitable for Rib cutting.
- The coating can change to SNAX smooth coating (Al, Ti, Si, Cr, N), for HRC ≥ 55.

EHSRC

P	M	K	N	S	H
●	○	●		○	●

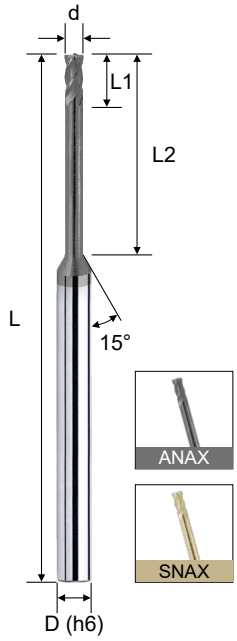

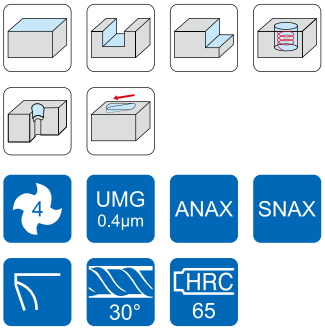

d Tolerance	
d ≤ 12	0 ~ -0.02
d > 12	0 ~ -0.03

Order No. 訂購編碼	Dia. (d)	CL (L1)	EFF-L (L2)	OAL (L)	Shank (D)	Flutes (Z)
EHSRC442006A	2.0	2.0	6	50	4	4
EHSRC442008A	2.0	2.0	8	50	4	4
EHSRC442010A	2.0	2.0	10	50	4	4
EHSRC442012A	2.0	2.0	12	50	4	4
EHSRC442016A	2.0	2.0	16	50	4	4
EHSRC442020A	2.0	2.0	20	50	4	4
EHSRC442025A	2.0	2.0	25	60	4	4
EHSRC442030A	2.0	2.0	30	75	4	4
EHSRC402006A	2.0	2.0	6	50	6	4
EHSRC402008A	2.0	2.0	8	50	6	4
EHSRC402010A	2.0	2.0	10	50	6	4
EHSRC402016A	2.0	2.0	16	50	6	4
EHSRC442510A	2.5	2.5	10	50	4	4
EHSRC442512A	2.5	2.5	12	50	4	4
EHSRC442516A	2.5	2.5	16	50	4	4
EHSRC442520A	2.5	2.5	20	50	4	4
EHSRC442525A	2.5	2.5	25	60	4	4
EHSRC442530A	2.5	2.5	30	75	4	4
EHSRC402506A	2.5	2.5	6	50	6	4
EHSRC402510A	2.5	2.5	10	50	6	4
EHSRC403010A	3.0	3.0	10	50	6	4
EHSRC403012A	3.0	3.0	12	50	6	4
EHSRC403016A	3.0	3.0	16	50	6	4
EHSRC403020A	3.0	3.0	20	60	6	4
EHSRC403025A	3.0	3.0	25	60	6	4
EHSRC403030A	3.0	3.0	30	75	6	4
EHSRC403035A	3.0	3.0	35	75	6	4

Cutting conditions：Page B248

H65X - Long Neck · Square · 4F

長頸型・平銑刀・4 刃

- ANAX smooth coating (Al, Ti, Cr, N) provides a superior wear resistance, for HRC < 55.
- Long neck design is suitable for Rib cutting.
- The coating can change to SNAX smooth coating (Al, Ti, Si, Cr, N), for HRC ≥ 55.

EHSRC

P	M	K	N	S	H
●	○	●		○	●

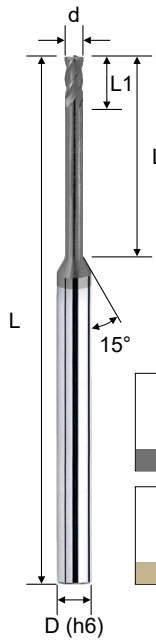

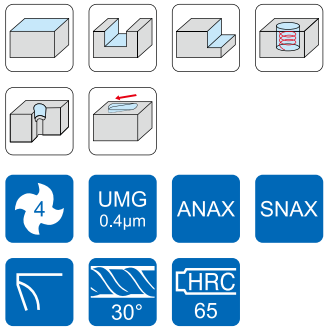

d Tolerance	
d ≤ 12	0 ~ -0.02
d > 12	0 ~ -0.03

Order No. 訂購編碼	Dia. (d)	CL (L1)	EFF-L (L2)	OAL (L)	Shank (D)	Flutes (Z)
EHSRC404010A	4.0	4.0	10	50	6	4
EHSRC404012A	4.0	4.0	12	50	6	4
EHSRC404016A	4.0	4.0	16	50	6	4
EHSRC404020A	4.0	4.0	20	60	6	4
EHSRC404025A	4.0	4.0	25	60	6	4
EHSRC404030A	4.0	4.0	30	75	6	4
EHSRC405016A	5.0	5.0	16	50	6	4
EHSRC405020A	5.0	5.0	20	60	6	4
EHSRC405025A	5.0	5.0	25	60	6	4
EHSRC405030A	5.0	5.0	30	75	6	4
EHSRC406020A	6.0	6.0	20	60	6	4
EHSRC406030A	6.0	6.0	30	75	6	4
EHSRC408020A	8.0	15.0	20	60	8	4
EHSRC408030A	8.0	15.0	30	75	8	4
EHSRC408040A	8.0	15.0	40	100	8	4
EHSRC410025A	10.0	20.0	25	75	10	4
EHSRC410035A	10.0	20.0	35	100	10	4
EHSRC410045A	10.0	20.0	45	100	10	4
EHSRC412030A	12.0	25.0	30	75	12	4
EHSRC412040A	12.0	25.0	40	100	12	4
EHSRC412050A	12.0	25.0	50	100	12	4

Cutting conditions：Page B248

H65X - Long Neck · Ball Nose · 2F 長頸型・球型銑刀・2 刃

- ANAX smooth coating (Al, Ti, Cr, N) provides a superior wear resistance, for HRC < 55.
- Suitable for deep cutting due to the long neck design.
- Polish cutting edge provides stronger tip.
- The coating can change to SNAX smooth coating (Al, Ti, Si, Cr, N), for HRC ≥ 55.

EHBRC

P	M	K	N	S	H
●	○	●		○	●

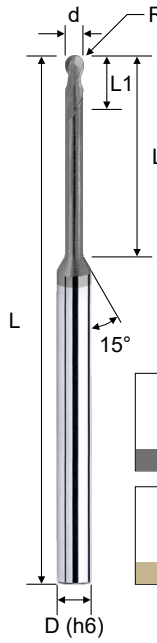

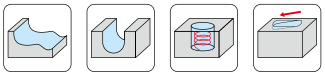



R Tolerance	
R ≤ 3	±0.010
R > 3	±0.015

Order No. 訂購編碼	Radius (R)	Dia. (d)	CL (L1)	EFF-L (L2)	OAL (L)	Shank (D)	Flutes (Z)
EHBRC240301A	0.15R	0.3	0.3	1	50	4	2
EHBRC240302A	0.15R	0.3	0.3	2	50	4	2
EHBRC240303A	0.15R	0.3	0.3	3	50	4	2
EHBRC240401A	0.20R	0.4	0.4	1	50	4	2
EHBRC240402A	0.20R	0.4	0.4	2	50	4	2
EHBRC240403A	0.20R	0.4	0.4	3	50	4	2
EHBRC240404A	0.20R	0.4	0.4	4	50	4	2
EHBRC240405A	0.20R	0.4	0.4	5	50	4	2
EHBRC240406A	0.20R	0.4	0.4	6	50	4	2
EHBRC240408A	0.20R	0.4	0.4	8	50	4	2
EHBRC240501A	0.25R	0.5	0.5	1	50	4	2
EHBRC240502A	0.25R	0.5	0.5	2	50	4	2
EHBRC240503A	0.25R	0.5	0.5	3	50	4	2
EHBRC240504A	0.25R	0.5	0.5	4	50	4	2
EHBRC240505A	0.25R	0.5	0.5	5	50	4	2
EHBRC240506A	0.25R	0.5	0.5	6	50	4	2
EHBRC240508A	0.25R	0.5	0.5	8	50	4	2
EHBRC240510A	0.25R	0.5	0.5	10	50	4	2
EHBRC240601A	0.30R	0.6	0.6	1	50	4	2
EHBRC240602A	0.30R	0.6	0.6	2	50	4	2
EHBRC240603A	0.30R	0.6	0.6	3	50	4	2
EHBRC240604A	0.30R	0.6	0.6	4	50	4	2
EHBRC240605A	0.30R	0.6	0.6	5	50	4	2
EHBRC240606A	0.30R	0.6	0.6	6	50	4	2
EHBRC240608A	0.30R	0.6	0.6	8	50	4	2
EHBRC240610A	0.30R	0.6	0.6	10	50	4	2
EHBRC240612A	0.30R	0.6	0.6	12	50	4	2

Cutting conditions：Page B249

H65X - Long Neck · Ball Nose · 2F 長頸型・球型銑刀・2 刃

- ANAX smooth coating (Al, Ti, Cr, N) provides a superior wear resistance, for HRC < 55.
- Suitable for deep cutting due to the long neck design.
- Polish cutting edge provides stronger tip.
- The coating can change to SNAX smooth coating (Al, Ti, Si, Cr, N), for HRC ≥ 55.

EHBRC

P	M	K	N	S	H
●	○	●		○	●

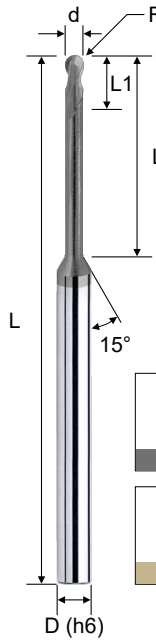

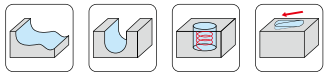

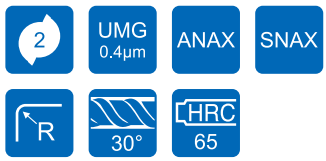

R Tolerance	
R ≤ 3	±0.010
R > 3	±0.015

Order No. 訂購編碼	Radius (R)	Dia. (d)	CL (L1)	EFF-L (L2)	OAL (L)	Shank (D)	Flutes (Z)
EHBRC240702A	0.35R	0.7	0.7	2	50	4	2
EHBRC240704A	0.35R	0.7	0.7	4	50	4	2
EHBRC240708A	0.35R	0.7	0.7	8	50	4	2
EHBRC240710A	0.35R	0.7	0.7	10	50	4	2
EHBRC240712A	0.35R	0.7	0.7	12	50	4	2
EHBRC240802A	0.40R	0.8	0.8	2	50	4	2
EHBRC240804A	0.40R	0.8	0.8	4	50	4	2
EHBRC240806A	0.40R	0.8	0.8	6	50	4	2
EHBRC240808A	0.40R	0.8	0.8	8	50	4	2
EHBRC240810A	0.40R	0.8	0.8	10	50	4	2
EHBRC240812A	0.40R	0.8	0.8	12	50	4	2
EHBRC240904A	0.45R	0.9	0.9	4	50	4	2
EHBRC241002A	0.50R	1.0	1.0	2	50	4	2
EHBRC241003A	0.50R	1.0	1.0	3	50	4	2
EHBRC241004A	0.50R	1.0	1.0	4	50	4	2
EHBRC241005A	0.50R	1.0	1.0	5	50	4	2
EHBRC241006A	0.50R	1.0	1.0	6	50	4	2
EHBRC241008A	0.50R	1.0	1.0	8	50	4	2
EHBRC241010A	0.50R	1.0	1.0	10	50	4	2
EHBRC241012A	0.50R	1.0	1.0	12	50	4	2
EHBRC241014A	0.50R	1.0	1.0	14	50	4	2
EHBRC241016A	0.50R	1.0	1.0	16	50	4	2
EHBRC241018A	0.50R	1.0	1.0	18	50	4	2
EHBRC241020A	0.50R	1.0	1.0	20	50	4	2
EHBRC241022A	0.50R	1.0	1.0	22	60	4	2
EHBRC201004A	0.50R	1.0	1.0	4	50	6	2
EHBRC201006A	0.50R	1.0	1.0	6	50	6	2
EHBRC201008A	0.50R	1.0	1.0	8	50	6	2
EHBRC201010A	0.50R	1.0	1.0	10	50	6	2
EHBRC201012A	0.50R	1.0	1.0	12	50	6	2

Cutting conditions：Page B249

H65X - Long Neck · Ball Nose · 2F 長頸型・球型銑刀・2 刃

- ANAX smooth coating (Al, Ti, Cr, N) provides a superior wear resistance, for HRC < 55.
- Suitable for deep cutting due to the long neck design.
- Polish cutting edge provides stronger tip.
- The coating can change to SNAX smooth coating (Al, Ti, Si, Cr, N), for HRC ≥ 55.

EHBRC

P	M	K	N	S	H
●	○	●		○	●

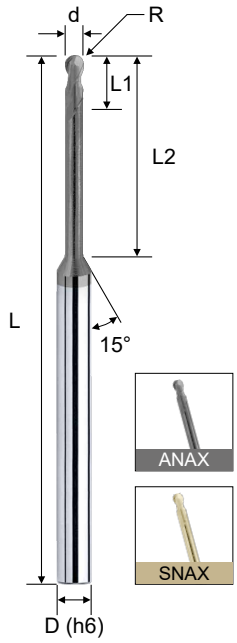

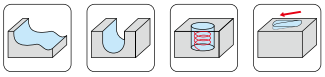

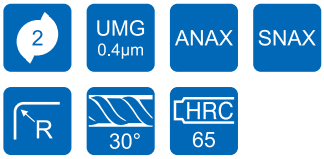

R Tolerance	
R ≤ 3	±0.010
R > 3	±0.015

Order No. 訂購編碼	Radius (R)	Dia. (d)	CL (L1)	EFF-L (L2)	OAL (L)	Shank (D)	Flutes (Z)
EHBRC241204A	0.60R	1.2	1.2	4	50	4	2
EHBRC241206A	0.60R	1.2	1.2	6	50	4	2
EHBRC241208A	0.60R	1.2	1.2	8	50	4	2
EHBRC241210A	0.60R	1.2	1.2	10	50	4	2
EHBRC241212A	0.60R	1.2	1.2	12	50	4	2
EHBRC241216A	0.60R	1.2	1.2	16	50	4	2
EHBRC241220A	0.60R	1.2	1.2	20	50	4	2
EHBRC241224A	0.60R	1.2	1.2	24	60	4	2
EHBRC241406A	0.70R	1.4	1.4	6	50	4	2
EHBRC241408A	0.70R	1.4	1.4	8	50	4	2
EHBRC241412A	0.70R	1.4	1.4	12	50	4	2
EHBRC241416A	0.70R	1.4	1.4	16	50	4	2
EHBRC241503A	0.75R	1.5	1.5	3	50	4	2
EHBRC241504A	0.75R	1.5	1.5	4	50	4	2
EHBRC241506A	0.75R	1.5	1.5	6	50	4	2
EHBRC241508A	0.75R	1.5	1.5	8	50	4	2
EHBRC241510A	0.75R	1.5	1.5	10	50	4	2
EHBRC241512A	0.75R	1.5	1.5	12	50	4	2
EHBRC241514A	0.75R	1.5	1.5	14	50	4	2
EHBRC241516A	0.75R	1.5	1.5	16	50	4	2
EHBRC241518A	0.75R	1.5	1.5	18	50	4	2
EHBRC241520A	0.75R	1.5	1.5	20	50	4	2
EHBRC241522A	0.75R	1.5	1.5	22	60	4	2
EHBRC241525A	0.75R	1.5	1.5	25	60	4	2
EHBRC241530A	0.75R	1.5	1.5	30	75	4	2
EHBRC201506A	0.75R	1.5	1.5	6	50	6	2
EHBRC201508A	0.75R	1.5	1.5	8	50	6	2
EHBRC201510A	0.75R	1.5	1.5	10	50	6	2
EHBRC201512A	0.75R	1.5	1.5	12	50	6	2

Cutting conditions：Page B249

H65X - Long Neck · Ball Nose · 2F 長頸型・球型銑刀・2 刃

- ANAX smooth coating (Al, Ti, Cr, N) provides a superior wear resistance, for HRC < 55.
- Suitable for deep cutting due to the long neck design.
- Polish cutting edge provides stronger tip.
- The coating can change to SNAX smooth coating (Al, Ti, Si, Cr, N), for HRC ≥ 55.

EHBRC

P	M	K	N	S	H
●	○	●		○	●

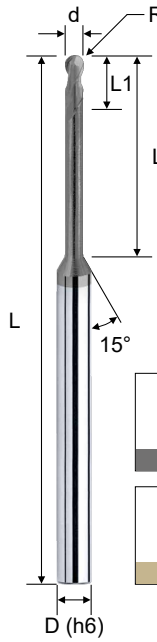

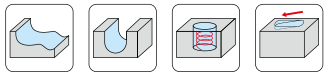

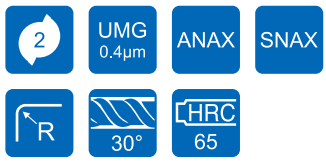

R Tolerance	
R ≤ 3	±0.010
R > 3	±0.015

Order No. 訂購編碼	Radius (R)	Dia. (d)	CL (L1)	EFF-L (L2)	OAL (L)	Shank (D)	Flutes (Z)
EHBRC241606A	0.80R	1.6	1.6	6	50	4	2
EHBRC241608A	0.80R	1.6	1.6	8	50	4	2
EHBRC241612A	0.80R	1.6	1.6	12	50	4	2
EHBRC241616A	0.80R	1.6	1.6	16	50	4	2
EHBRC241620A	0.80R	1.6	1.6	20	50	4	2
EHBRC241806A	0.90R	1.8	1.8	6	50	4	2
EHBRC241808A	0.90R	1.8	1.8	8	50	4	2
EHBRC241812A	0.90R	1.8	1.8	12	50	4	2
EHBRC241816A	0.90R	1.8	1.8	16	50	4	2
EHBRC241820A	0.90R	1.8	1.8	20	50	4	2
EHBRC242004A	1.00R	2.0	2.0	4	50	4	2
EHBRC242006A	1.00R	2.0	2.0	6	50	4	2
EHBRC242008A	1.00R	2.0	2.0	8	50	4	2
EHBRC242010A	1.00R	2.0	2.0	10	50	4	2
EHBRC242012A	1.00R	2.0	2.0	12	50	4	2
EHBRC242014A	1.00R	2.0	2.0	14	50	4	2
EHBRC242016A	1.00R	2.0	2.0	16	50	4	2
EHBRC242018A	1.00R	2.0	2.0	18	50	4	2
EHBRC242020A	1.00R	2.0	2.0	20	50	4	2
EHBRC242022A	1.00R	2.0	2.0	22	60	4	2
EHBRC242025A	1.00R	2.0	2.0	25	60	4	2
EHBRC202006A	1.00R	2.0	2.0	6	50	6	2
EHBRC202008A	1.00R	2.0	2.0	8	50	6	2
EHBRC202010A	1.00R	2.0	2.0	10	50	6	2
EHBRC202016A	1.00R	2.0	2.0	16	50	6	2

Cutting conditions：Page B249

H65X - Long Neck · Ball Nose · 2F 長頸型・球型銑刀・2 刃

- ANAX smooth coating (Al, Ti, Cr, N) provides a superior wear resistance, for HRC < 55.
- Suitable for deep cutting due to the long neck design.
- Polish cutting edge provides stronger tip.
- The coating can change to SNAX smooth coating (Al, Ti, Si, Cr, N), for HRC ≥ 55.

EHBRC

P	M	K	N	S	H
●	○	●		○	●

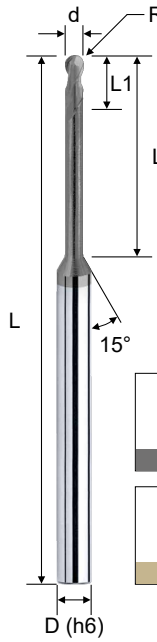

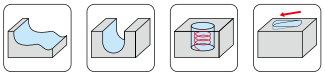



R Tolerance	
R ≤ 3	±0.010
R > 3	±0.015

Order No. 訂購編碼	Radius (R)	Dia. (d)	CL (L1)	EFF-L (L2)	OAL (L)	Shank (D)	Flutes (Z)
EHBRC242508A	1.25R	2.5	2.5	8	50	4	2
EHBRC242510A	1.25R	2.5	2.5	10	50	4	2
EHBRC242516A	1.25R	2.5	2.5	16	50	4	2
EHBRC242520A	1.25R	2.5	2.5	20	60	4	2
EHBRC242525A	1.25R	2.5	2.5	25	60	4	2
EHBRC242530A	1.25R	2.5	2.5	30	75	4	2
EHBRC202506A	1.25R	2.5	2.5	6	50	6	2
EHBRC202510A	1.25R	2.5	2.5	10	50	6	2
EHBRC203006A	1.50R	3.0	3.0	6	50	6	2
EHBRC203008A	1.50R	3.0	3.0	8	50	6	2
EHBRC203010A	1.50R	3.0	3.0	10	50	6	2
EHBRC203012A	1.50R	3.0	3.0	12	50	6	2
EHBRC203016A	1.50R	3.0	3.0	16	60	6	2
EHBRC203020A	1.50R	3.0	3.0	20	60	6	2
EHBRC203025A	1.50R	3.0	3.0	25	60	6	2
EHBRC203030A	1.50R	3.0	3.0	30	75	6	2
EHBRC203035A	1.50R	3.0	3.0	35	75	6	2
EHBRC204008A	2.00R	4.0	4.0	8	50	6	2
EHBRC204010A	2.00R	4.0	4.0	10	50	6	2
EHBRC204012A	2.00R	4.0	4.0	12	50	6	2
EHBRC204016A	2.00R	4.0	4.0	16	60	6	2
EHBRC204020A	2.00R	4.0	4.0	20	60	6	2
EHBRC204025A	2.00R	4.0	4.0	25	60	6	2
EHBRC204030A	2.00R	4.0	4.0	30	75	6	2
EHBRC204035A	2.00R	4.0	4.0	35	75	6	2
EHBRC205015A	2.50R	5.0	5.0	15	60	6	2
EHBRC205020A	2.50R	5.0	5.0	20	60	6	2
EHBRC205025A	2.50R	5.0	5.0	25	60	6	2
EHBRC205030A	2.50R	5.0	5.0	30	75	6	2
EHBRC206015A	3.00R	6.0	10.0	15	50	6	2
EHBRC208025A	4.00R	8.0	12.0	25	60	8	2
EHBRC210030A	5.00R	10.0	16.0	30	75	10	2
EHBRC212030A	6.00R	12.0	18.0	30	75	12	2

Cutting conditions：Page B249

H65X - Long Neck · Corner Radius · 2F 長頸型・圓鼻銑刀・2 刃

- ANAX smooth coating (Al, Ti, Cr, N) provides a superior wear resistance, for HRC < 55.
- Available in various effective cutting lengths.
- It is suitable for deep cutting.
- The coating can change to SNAX smooth coating (Al, Ti, Si, Cr, N), for HRC ≥ 55.

EHCRC

P	M	K	N	S	H
●	○	●		○	●

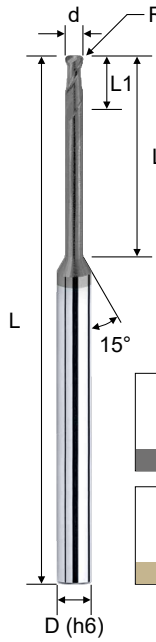

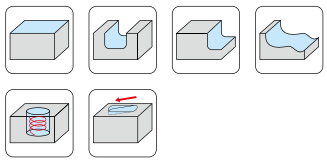

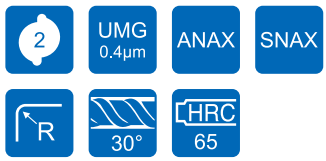

d Tolerance	
d ≤ 12	0 ~ -0.02
d > 12	0 ~ -0.03

R Tolerance	
R < 2	±0.015
R ≥ 2	±0.020

Order No. 訂購編碼	Dia. (d)	Corner Radius (R)	CL (L1)	EFF-L (L2)	OAL (L)	Shank (D)	Flutes (Z)
EHCRC24100104A	1.0	0.1R	1.0	4	50	4	2
EHCRC24100106A	1.0	0.1R	1.0	6	50	4	2
EHCRC24100108A	1.0	0.1R	1.0	8	50	4	2
EHCRC24100110A	1.0	0.1R	1.0	10	50	4	2
EHCRC24100112A	1.0	0.1R	1.0	12	50	4	2
EHCRC24100204A	1.0	0.2R	1.0	4	50	4	2
EHCRC24100206A	1.0	0.2R	1.0	6	50	4	2
EHCRC24100208A	1.0	0.2R	1.0	8	50	4	2
EHCRC24100210A	1.0	0.2R	1.0	10	50	4	2
EHCRC24100212A	1.0	0.2R	1.0	12	50	4	2
EHCRC24100304A	1.0	0.3R	1.0	4	50	4	2
EHCRC24100306A	1.0	0.3R	1.0	6	50	4	2
EHCRC24100308A	1.0	0.3R	1.0	8	50	4	2
EHCRC24100310A	1.0	0.3R	1.0	10	50	4	2
EHCRC24100312A	1.0	0.3R	1.0	12	50	4	2
EHCRC24120104A	1.2	0.1R	1.2	4	50	4	2
EHCRC24120106A	1.2	0.1R	1.2	6	50	4	2
EHCRC24120108A	1.2	0.1R	1.2	8	50	4	2
EHCRC24120110A	1.2	0.1R	1.2	10	50	4	2
EHCRC24120112A	1.2	0.1R	1.2	12	50	4	2
EHCRC24120204A	1.2	0.2R	1.2	4	50	4	2
EHCRC24120206A	1.2	0.2R	1.2	6	50	4	2
EHCRC24120208A	1.2	0.2R	1.2	8	50	4	2
EHCRC24120210A	1.2	0.2R	1.2	10	50	4	2
EHCRC24120212A	1.2	0.2R	1.2	12	50	4	2
EHCRC24120304A	1.2	0.3R	1.2	4	50	4	2
EHCRC24120306A	1.2	0.3R	1.2	6	50	4	2
EHCRC24120308A	1.2	0.3R	1.2	8	50	4	2
EHCRC24120310A	1.2	0.3R	1.2	10	50	4	2
EHCRC24120312A	1.2	0.3R	1.2	12	50	4	2

Cutting conditions：Page B250

H65X - Long Neck · Corner Radius · 2F 長頸型・圓鼻銑刀・2 刃

- ANAX smooth coating (Al, Ti, Cr, N) provides a superior wear resistance, for HRC < 55.
- Available in various effective cutting lengths.
- It is suitable for deep cutting.
- The coating can change to SNAX smooth coating (Al, Ti, Si, Cr, N), for HRC ≥ 55.

EHCRC

P	M	K	N	S	H
●	○	●		○	●

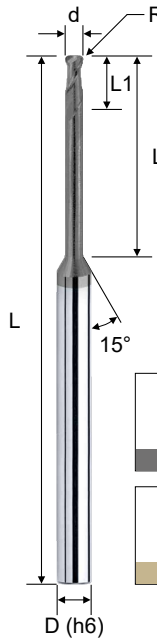

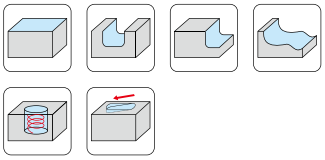

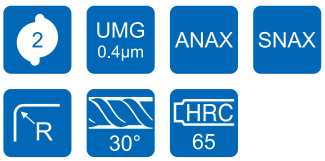

d Tolerance	
d ≤ 12	0 ~ -0.02
d > 12	0 ~ -0.03

R Tolerance	
R < 2	±0.015
R ≥ 2	±0.020

Order No. 訂購編碼	Dia. (d)	Corner Radius (R)	CL (L1)	EFF-L (L2)	OAL (L)	Shank (D)	Flutes (Z)
EHCRC24150106A	1.5	0.1R	1.5	6	50	4	2
EHCRC24150108A	1.5	0.1R	1.5	8	50	4	2
EHCRC24150110A	1.5	0.1R	1.5	10	50	4	2
EHCRC24150112A	1.5	0.1R	1.5	12	50	4	2
EHCRC24150116A	1.5	0.1R	1.5	16	50	4	2
EHCRC24150206A	1.5	0.2R	1.5	6	50	4	2
EHCRC24150208A	1.5	0.2R	1.5	8	50	4	2
EHCRC24150210A	1.5	0.2R	1.5	10	50	4	2
EHCRC24150212A	1.5	0.2R	1.5	12	50	4	2
EHCRC24150216A	1.5	0.2R	1.5	16	50	4	2
EHCRC24150306A	1.5	0.3R	1.5	6	50	4	2
EHCRC24150308A	1.5	0.3R	1.5	8	50	4	2
EHCRC24150310A	1.5	0.3R	1.5	10	50	4	2
EHCRC24150312A	1.5	0.3R	1.5	12	50	4	2
EHCRC24150316A	1.5	0.3R	1.5	16	50	4	2
EHCRC24150506A	1.5	0.5R	1.5	6	50	4	2
EHCRC24150508A	1.5	0.5R	1.5	8	50	4	2
EHCRC24150510A	1.5	0.5R	1.5	10	50	4	2
EHCRC24150512A	1.5	0.5R	1.5	12	50	4	2
EHCRC24150516A	1.5	0.5R	1.5	16	50	4	2

Cutting conditions：Page B250

H65X - Long Neck · Corner Radius · 2F 長頸型・圓鼻銑刀・2 刃

- ANAX smooth coating (Al, Ti, Cr, N) provides a superior wear resistance, for HRC < 55.
- Available in various effective cutting lengths.
- It is suitable for deep cutting.
- The coating can change to SNAX smooth coating (Al, Ti, Si, Cr, N), for HRC ≥ 55.

EHCRC

P	M	K	N	S	H
●	○	●		○	●

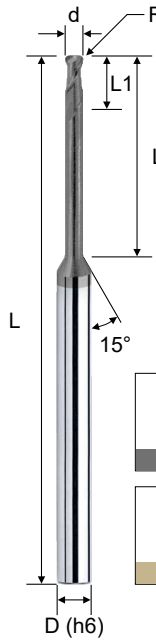

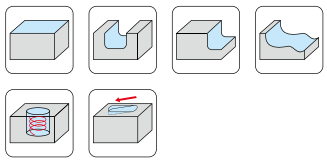

2 | UMG 0.4μm | ANAX | SNAX

R | 30° | HRC 65

d Tolerance	
d ≤ 12	0 ~ -0.02
d > 12	0 ~ -0.03

R Tolerance	
R < 2	±0.015
R ≥ 2	±0.020

Order No. 訂購編碼	Dia. (d)	Corner Radius (R)	CL (L1)	EFF-L (L2)	OAL (L)	Shank (D)	Flutes (Z)
EHCRC24200106A	2.0	0.1R	2.0	6	50	4	2
EHCRC24200108A	2.0	0.1R	2.0	8	50	4	2
EHCRC24200110A	2.0	0.1R	2.0	10	50	4	2
EHCRC24200112A	2.0	0.1R	2.0	12	50	4	2
EHCRC24200116A	2.0	0.1R	2.0	16	50	4	2
EHCRC24200120A	2.0	0.1R	2.0	20	50	4	2
EHCRC24200125A	2.0	0.1R	2.0	25	60	4	2
EHCRC24200206A	2.0	0.2R	2.0	6	50	4	2
EHCRC24200208A	2.0	0.2R	2.0	8	50	4	2
EHCRC24200210A	2.0	0.2R	2.0	10	50	4	2
EHCRC24200212A	2.0	0.2R	2.0	12	50	4	2
EHCRC24200216A	2.0	0.2R	2.0	16	50	4	2
EHCRC24200220A	2.0	0.2R	2.0	20	50	4	2
EHCRC24200225A	2.0	0.2R	2.0	25	60	4	2
EHCRC24200306A	2.0	0.3R	2.0	6	50	4	2
EHCRC24200308A	2.0	0.3R	2.0	8	50	4	2
EHCRC24200310A	2.0	0.3R	2.0	10	50	4	2
EHCRC24200312A	2.0	0.3R	2.0	12	50	4	2
EHCRC24200316A	2.0	0.3R	2.0	16	50	4	2
EHCRC24200320A	2.0	0.3R	2.0	20	50	4	2
EHCRC24200325A	2.0	0.3R	2.0	25	60	4	2
EHCRC24200506A	2.0	0.5R	2.0	6	50	4	2
EHCRC24200508A	2.0	0.5R	2.0	8	50	4	2
EHCRC24200510A	2.0	0.5R	2.0	10	50	4	2
EHCRC24200512A	2.0	0.5R	2.0	12	50	4	2
EHCRC24200516A	2.0	0.5R	2.0	16	50	4	2
EHCRC24200520A	2.0	0.5R	2.0	20	50	4	2
EHCRC24200525A	2.0	0.5R	2.0	25	60	4	2
EHCRC20200510A	2.0	0.5R	2.0	10	50	6	2
EHCRC20200515A	2.0	0.5R	2.0	15	50	6	2

Cutting conditions：Page B250

H65X - Long Neck · Corner Radius · 2F 長頸型・圓鼻銑刀・2 刃

- ANAX smooth coating (Al, Ti, Cr, N) provides a superior wear resistance, for HRC < 55.
- Available in various effective cutting lengths.
- It is suitable for deep cutting.
- The coating can change to SNAX smooth coating (Al, Ti, Si, Cr, N), for HRC ≥ 55.

EHCRC

P	M	K	N	S	H
●	○	●		○	●

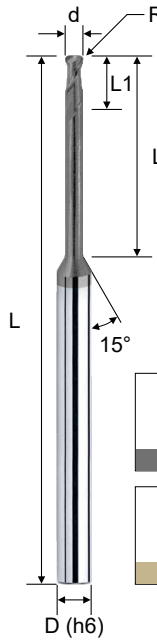

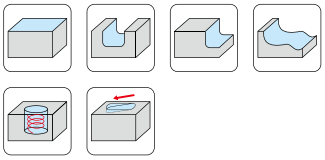

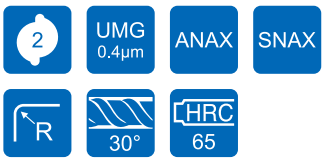

d Tolerance	
d ≤ 12	0 ~ -0.02
d > 12	0 ~ -0.03

R Tolerance	
R < 2	±0.015
R ≥ 2	±0.020

Order No. 訂購編碼	Dia. (d)	Corner Radius (R)	CL (L1)	EFF-L (L2)	OAL (L)	Shank (D)	Flutes (Z)
EHCRC24250110A	2.5	0.1R	2.5	10	50	4	2
EHCRC24250116A	2.5	0.1R	2.5	16	50	4	2
EHCRC24250120A	2.5	0.1R	2.5	20	50	4	2
EHCRC24250125A	2.5	0.1R	2.5	25	60	4	2
EHCRC24250210A	2.5	0.2R	2.5	10	50	4	2
EHCRC24250216A	2.5	0.2R	2.5	16	50	4	2
EHCRC24250220A	2.5	0.2R	2.5	20	50	4	2
EHCRC24250225A	2.5	0.2R	2.5	25	60	4	2
EHCRC24250310A	2.5	0.3R	2.5	10	50	4	2
EHCRC24250316A	2.5	0.3R	2.5	16	50	4	2
EHCRC24250320A	2.5	0.3R	2.5	20	50	4	2
EHCRC24250325A	2.5	0.3R	2.5	25	60	4	2
EHCRC24250510A	2.5	0.5R	2.5	10	50	4	2
EHCRC24250516A	2.5	0.5R	2.5	16	50	4	2
EHCRC24250520A	2.5	0.5R	2.5	20	50	4	2
EHCRC24250525A	2.5	0.5R	2.5	25	60	4	2

Cutting conditions：Page B250

H65X - Long Neck · Corner Radius · 2F 長頸型・圓鼻銑刀・2 刃

- ANAX smooth coating (Al, Ti, Cr, N) provides a superior wear resistance, for HRC < 55.
- Available in various effective cutting lengths.
- It is suitable for deep cutting.
- The coating can change to SNAX smooth coating (Al, Ti, Si, Cr, N), for HRC ≥ 55.

EHCRC

P	M	K	N	S	H
●	○	●		○	●

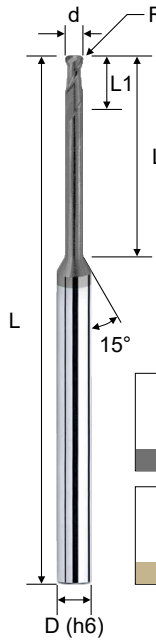

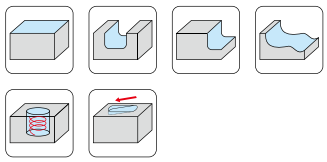

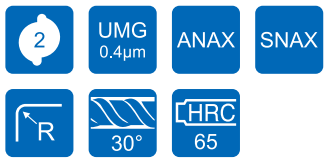

d Tolerance	
d ≤ 12	0 ~ -0.02
d > 12	0 ~ -0.03

R Tolerance	
R < 2	±0.015
R ≥ 2	±0.020

Order No. 訂購編碼	Dia. (d)	Corner Radius (R)	CL (L1)	EFF-L (L2)	OAL (L)	Shank (D)	Flutes (Z)
EHCRC20300110A	3.0	0.1R	3.0	10	50	6	2
EHCRC20300116A	3.0	0.1R	3.0	16	60	6	2
EHCRC20300120A	3.0	0.1R	3.0	20	60	6	2
EHCRC20300125A	3.0	0.1R	3.0	25	60	6	2
EHCRC20300130A	3.0	0.1R	3.0	30	75	6	2
EHCRC20300135A	3.0	0.1R	3.0	35	75	6	2
EHCRC20300210A	3.0	0.2R	3.0	10	50	6	2
EHCRC20300216A	3.0	0.2R	3.0	16	60	6	2
EHCRC20300220A	3.0	0.2R	3.0	20	60	6	2
EHCRC20300225A	3.0	0.2R	3.0	25	60	6	2
EHCRC20300230A	3.0	0.2R	3.0	30	75	6	2
EHCRC20300235A	3.0	0.2R	3.0	35	75	6	2
EHCRC20300310A	3.0	0.3R	3.0	10	50	6	2
EHCRC20300316A	3.0	0.3R	3.0	16	60	6	2
EHCRC20300320A	3.0	0.3R	3.0	20	60	6	2
EHCRC20300325A	3.0	0.3R	3.0	25	60	6	2
EHCRC20300330A	3.0	0.3R	3.0	30	75	6	2
EHCRC20300335A	3.0	0.3R	3.0	35	75	6	2
EHCRC20300510A	3.0	0.5R	3.0	10	50	6	2
EHCRC20300516A	3.0	0.5R	3.0	16	60	6	2
EHCRC20300520A	3.0	0.5R	3.0	20	60	6	2
EHCRC20300525A	3.0	0.5R	3.0	25	60	6	2
EHCRC20300530A	3.0	0.5R	3.0	30	75	6	2
EHCRC20300535A	3.0	0.5R	3.0	35	75	6	2
EHCRC20301010A	3.0	1.0R	3.0	10	50	6	2
EHCRC20301016A	3.0	1.0R	3.0	16	60	6	2
EHCRC20301020A	3.0	1.0R	3.0	20	60	6	2
EHCRC20301025A	3.0	1.0R	3.0	25	60	6	2
EHCRC20301030A	3.0	1.0R	3.0	30	75	6	2
EHCRC20301035A	3.0	1.0R	3.0	35	75	6	2

Cutting conditions：Page B250

H65X - Long Neck · Corner Radius · 2F 長頸型・圓鼻銑刀・2 刃

- ANAX smooth coating (Al, Ti, Cr, N) provides a superior wear resistance, for HRC < 55.
- Available in various effective cutting lengths.
- It is suitable for deep cutting.
- The coating can change to SNAX smooth coating (Al, Ti, Si, Cr, N), for HRC ≥ 55.

EHCRC

P	M	K	N	S	H
●	○	●		○	●

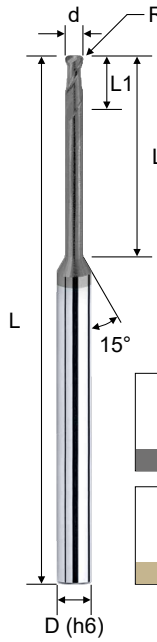

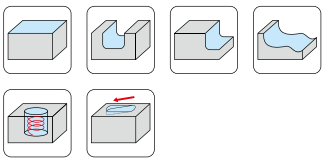

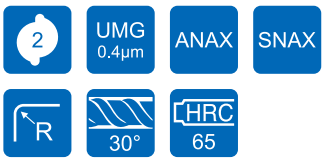

d Tolerance	
d ≤ 12	0 ~ -0.02
d > 12	0 ~ -0.03

R Tolerance	
R < 2	±0.015
R ≥ 2	±0.020

Order No. 訂購編碼	Dia. (d)	Corner Radius (R)	CL (L1)	EFF-L (L2)	OAL (L)	Shank (D)	Flutes (Z)
EHCRC20400113A	4.0	0.1R	4.0	13	50	6	2
EHCRC20400116A	4.0	0.1R	4.0	16	60	6	2
EHCRC20400120A	4.0	0.1R	4.0	20	60	6	2
EHCRC20400125A	4.0	0.1R	4.0	25	60	6	2
EHCRC20400130A	4.0	0.1R	4.0	30	75	6	2
EHCRC20400135A	4.0	0.1R	4.0	35	75	6	2
EHCRC20400213A	4.0	0.2R	4.0	13	50	6	2
EHCRC20400216A	4.0	0.2R	4.0	16	60	6	2
EHCRC20400220A	4.0	0.2R	4.0	20	60	6	2
EHCRC20400225A	4.0	0.2R	4.0	25	60	6	2
EHCRC20400230A	4.0	0.2R	4.0	30	75	6	2
EHCRC20400235A	4.0	0.2R	4.0	35	75	6	2
EHCRC20400313A	4.0	0.3R	4.0	13	50	6	2
EHCRC20400316A	4.0	0.3R	4.0	16	60	6	2
EHCRC20400320A	4.0	0.3R	4.0	20	60	6	2
EHCRC20400325A	4.0	0.3R	4.0	25	60	6	2
EHCRC20400330A	4.0	0.3R	4.0	30	75	6	2
EHCRC20400335A	4.0	0.3R	4.0	35	75	6	2
EHCRC20400513A	4.0	0.5R	4.0	13	50	6	2
EHCRC20400516A	4.0	0.5R	4.0	16	60	6	2
EHCRC20400520A	4.0	0.5R	4.0	20	60	6	2
EHCRC20400525A	4.0	0.5R	4.0	25	60	6	2
EHCRC20400530A	4.0	0.5R	4.0	30	75	6	2
EHCRC20400535A	4.0	0.5R	4.0	35	75	6	2
EHCRC20401013A	4.0	1.0R	4.0	13	50	6	2
EHCRC20401016A	4.0	1.0R	4.0	16	60	6	2
EHCRC20401020A	4.0	1.0R	4.0	20	60	6	2
EHCRC20401025A	4.0	1.0R	4.0	25	60	6	2
EHCRC20401030A	4.0	1.0R	4.0	30	75	6	2
EHCRC20401035A	4.0	1.0R	4.0	35	75	6	2

Cutting conditions：Page B250

H65X - Long Neck · Corner Radius · 2F 長頸型・圓鼻銑刀・2 刃

- ANAX smooth coating (Al, Ti, Cr, N) provides a superior wear resistance, for HRC < 55.
- Available in various effective cutting lengths.
- It is suitable for deep cutting.
- The coating can change to SNAX smooth coating (Al, Ti, Si, Cr, N), for HRC ≥ 55.

EHCRC

P	M	K	N	S	H
●	○	●		○	●

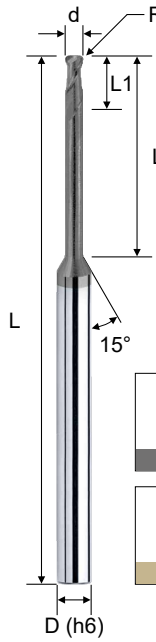

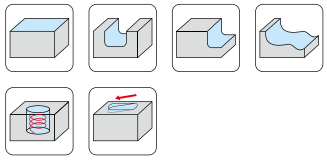

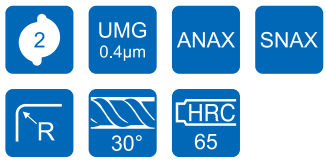

d Tolerance	
d ≤ 12	0 ~ -0.02
d > 12	0 ~ -0.03

R Tolerance	
R < 2	±0.015
R ≥ 2	±0.020

Order No. 訂購編碼	Dia. (d)	Corner Radius (R)	CL (L1)	EFF-L (L2)	OAL (L)	Shank (D)	Flutes (Z)
EHCRC20500116A	5.0	0.1R	5.0	16	60	6	2
EHCRC20500130A	5.0	0.1R	5.0	30	75	6	2
EHCRC20500216A	5.0	0.2R	5.0	16	60	6	2
EHCRC20500230A	5.0	0.2R	5.0	30	75	6	2
EHCRC20500316A	5.0	0.3R	5.0	16	60	6	2
EHCRC20500330A	5.0	0.3R	5.0	30	75	6	2
EHCRC20500516A	5.0	0.5R	5.0	16	60	6	2
EHCRC20500530A	5.0	0.5R	5.0	30	75	6	2
EHCRC20501016A	5.0	1.0R	5.0	16	60	6	2
EHCRC20501030A	5.0	1.0R	5.0	30	75	6	2
EHCRC20600120A	6.0	0.1R	7.0	20	60	6	2
EHCRC20600130A	6.0	0.1R	7.0	30	75	6	2
EHCRC20600220A	6.0	0.2R	7.0	20	60	6	2
EHCRC20600230A	6.0	0.2R	7.0	30	75	6	2
EHCRC20600320A	6.0	0.3R	7.0	20	60	6	2
EHCRC20600330A	6.0	0.3R	7.0	30	75	6	2
EHCRC20600520A	6.0	0.5R	7.0	20	60	6	2
EHCRC20600530A	6.0	0.5R	7.0	30	75	6	2
EHCRC20601020A	6.0	1.0R	7.0	20	60	6	2
EHCRC20601030A	6.0	1.0R	7.0	30	75	6	2
EHCRC20601520A	6.0	1.5R	7.0	20	60	6	2
EHCRC20601530A	6.0	1.5R	7.0	30	75	6	2
EHCRC20800522A	8.0	0.5R	9.0	22	60	8	2
EHCRC20801022A	8.0	1.0R	9.0	22	60	8	2
EHCRC20801522A	8.0	1.5R	9.0	22	60	8	2
EHCRC20802022A	8.0	2.0R	9.0	22	60	8	2
EHCRC21000524A	10.0	0.5R	11.0	24	75	10	2
EHCRC21001024A	10.0	1.0R	11.0	24	75	10	2
EHCRC21001524A	10.0	1.5R	11.0	24	75	10	2
EHCRC21002024A	10.0	2.0R	11.0	24	75	10	2
EHCRC21200526A	12.0	0.5R	13.0	26	75	12	2
EHCRC21201026A	12.0	1.0R	13.0	26	75	12	2
EHCRC21201526A	12.0	1.5R	13.0	26	75	12	2
EHCRC21202026A	12.0	2.0R	13.0	26	75	12	2

Cutting conditions：Page B250

H65X - Long Neck · Corner Radius · 4F 長頸型・圓鼻銑刀・4 刃

- ANAX smooth coating (Al, Ti, Cr, N) provides a superior wear resistance, for HRC < 55.
- Available in various effective cutting lengths.
- It is suitable for deep cutting.
- The coating can change to SNAX smooth coating (Al, Ti, Si, Cr, N), for HRC ≥ 55.

EHCRC

P	M	K	N	S	H
●	○	●		○	●

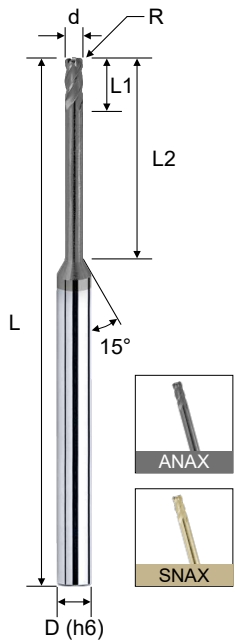

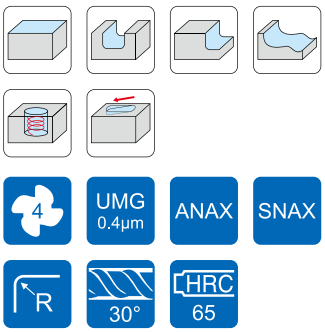

d Tolerance	
d ≤ 12	0 ~ -0.02
d > 12	0 ~ -0.03

R Tolerance	
R < 2	±0.015
R ≥ 2	±0.020

Order No. 訂購編碼	Dia. (d)	Corner Radius (R)	CL (L1)	EFF-L (L2)	OAL (L)	Shank (D)	Flutes (Z)
EHCRC44200106A	2.0	0.1R	2.0	6	50	4	4
EHCRC44200108A	2.0	0.1R	2.0	8	50	4	4
EHCRC44200110A	2.0	0.1R	2.0	10	50	4	4
EHCRC44200112A	2.0	0.1R	2.0	12	50	4	4
EHCRC44200116A	2.0	0.1R	2.0	16	50	4	4
EHCRC44200120A	2.0	0.1R	2.0	20	50	4	4
EHCRC44200125A	2.0	0.1R	2.0	25	60	4	4
EHCRC44200206A	2.0	0.2R	2.0	6	50	4	4
EHCRC44200208A	2.0	0.2R	2.0	8	50	4	4
EHCRC44200210A	2.0	0.2R	2.0	10	50	4	4
EHCRC44200212A	2.0	0.2R	2.0	12	50	4	4
EHCRC44200216A	2.0	0.2R	2.0	16	50	4	4
EHCRC44200220A	2.0	0.2R	2.0	20	50	4	4
EHCRC44200225A	2.0	0.2R	2.0	25	60	4	4
EHCRC44200306A	2.0	0.3R	2.0	6	50	4	4
EHCRC44200308A	2.0	0.3R	2.0	8	50	4	4
EHCRC44200310A	2.0	0.3R	2.0	10	50	4	4
EHCRC44200312A	2.0	0.3R	2.0	12	50	4	4
EHCRC44200316A	2.0	0.3R	2.0	16	50	4	4
EHCRC44200320A	2.0	0.3R	2.0	20	50	4	4
EHCRC44200325A	2.0	0.3R	2.0	25	60	4	4
EHCRC44200506A	2.0	0.5R	2.0	6	50	4	4
EHCRC44200508A	2.0	0.5R	2.0	8	50	4	4
EHCRC44200510A	2.0	0.5R	2.0	10	50	4	4
EHCRC44200512A	2.0	0.5R	2.0	12	50	4	4
EHCRC44200516A	2.0	0.5R	2.0	16	50	4	4
EHCRC44200520A	2.0	0.5R	2.0	20	50	4	4
EHCRC44200525A	2.0	0.5R	2.0	25	60	4	4
EHCRC40200510A	2.0	0.5R	2.0	10	50	6	4
EHCRC40200515A	2.0	0.5R	2.0	15	50	6	4

Cutting conditions：Page B251

H65X - Long Neck · Corner Radius · 4F 長頸型・圓鼻銑刀・4 刃

- ANAX smooth coating (Al, Ti, Cr, N) provides a superior wear resistance, for HRC < 55.
- Available in various effective cutting lengths.
- It is suitable for deep cutting.
- The coating can change to SNAX smooth coating (Al, Ti, Si, Cr, N), for HRC ≥ 55.

EHCRC

P	M	K	N	S	H
●	○	●		○	●

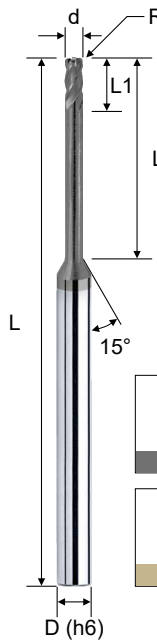

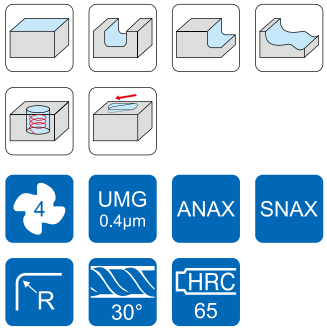

d Tolerance	
d ≤ 12	0 ~ -0.02
d > 12	0 ~ -0.03

R Tolerance	
R < 2	±0.015
R ≥ 2	±0.020

Order No. 訂購編碼	Dia. (d)	Corner Radius (R)	CL (L1)	EFF-L (L2)	OAL (L)	Shank (D)	Flutes (Z)
EHCRC44250110A	2.5	0.1R	2.5	10	50	4	4
EHCRC44250116A	2.5	0.1R	2.5	16	50	4	4
EHCRC44250120A	2.5	0.1R	2.5	20	50	4	4
EHCRC44250125A	2.5	0.1R	2.5	25	60	4	4
EHCRC44250210A	2.5	0.2R	2.5	10	50	4	4
EHCRC44250216A	2.5	0.2R	2.5	16	50	4	4
EHCRC44250220A	2.5	0.2R	2.5	20	50	4	4
EHCRC44250225A	2.5	0.2R	2.5	25	60	4	4
EHCRC44250310A	2.5	0.3R	2.5	10	50	4	4
EHCRC44250316A	2.5	0.3R	2.5	16	50	4	4
EHCRC44250320A	2.5	0.3R	2.5	20	50	4	4
EHCRC44250325A	2.5	0.3R	2.5	25	60	4	4
EHCRC44250510A	2.5	0.5R	2.5	10	50	4	4
EHCRC44250516A	2.5	0.5R	2.5	16	50	4	4
EHCRC44250520A	2.5	0.5R	2.5	20	50	4	4
EHCRC44250525A	2.5	0.5R	2.5	25	60	4	4

Cutting conditions：Page B251

H65X - Long Neck · Corner Radius · 4F 長頸型・圓鼻銑刀・4 刃

- ANAX smooth coating (Al, Ti, Cr, N) provides a superior wear resistance, for HRC < 55.
- Available in various effective cutting lengths.
- It is suitable for deep cutting.
- The coating can change to SNAX smooth coating (Al, Ti, Si, Cr, N), for HRC ≥ 55.

EHCRC

P	M	K	N	S	H
●	○	●		○	●

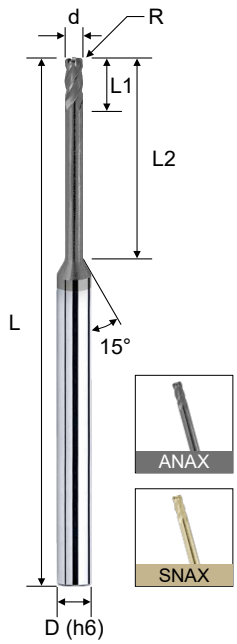

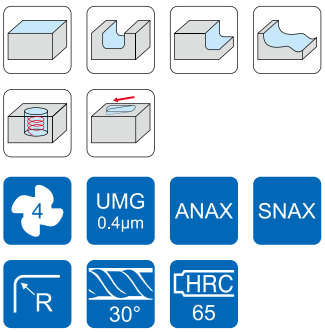

d Tolerance	
d ≤ 12	0 ~ -0.02
d > 12	0 ~ -0.03

R Tolerance	
R < 2	±0.015
R ≥ 2	±0.020

Order No. 訂購編碼	Dia. (d)	Corner Radius (R)	CL (L1)	EFF-L (L2)	OAL (L)	Shank (D)	Flutes (Z)
EHCRC40300110A	3.0	0.1R	3.0	10	50	6	4
EHCRC40300116A	3.0	0.1R	3.0	16	60	6	4
EHCRC40300120A	3.0	0.1R	3.0	20	60	6	4
EHCRC40300125A	3.0	0.1R	3.0	25	60	6	4
EHCRC40300130A	3.0	0.1R	3.0	30	75	6	4
EHCRC40300135A	3.0	0.1R	3.0	35	75	6	4
EHCRC40300210A	3.0	0.2R	3.0	10	50	6	4
EHCRC40300216A	3.0	0.2R	3.0	16	60	6	4
EHCRC40300220A	3.0	0.2R	3.0	20	60	6	4
EHCRC40300225A	3.0	0.2R	3.0	25	60	6	4
EHCRC40300230A	3.0	0.2R	3.0	30	75	6	4
EHCRC40300235A	3.0	0.2R	3.0	35	75	6	4
EHCRC40300310A	3.0	0.3R	3.0	10	50	6	4
EHCRC40300316A	3.0	0.3R	3.0	16	60	6	4
EHCRC40300320A	3.0	0.3R	3.0	20	60	6	4
EHCRC40300325A	3.0	0.3R	3.0	25	60	6	4
EHCRC40300330A	3.0	0.3R	3.0	30	75	6	4
EHCRC40300335A	3.0	0.3R	3.0	35	75	6	4
EHCRC40300510A	3.0	0.5R	3.0	10	50	6	4
EHCRC40300516A	3.0	0.5R	3.0	16	60	6	4
EHCRC40300520A	3.0	0.5R	3.0	20	60	6	4
EHCRC40300525A	3.0	0.5R	3.0	25	60	6	4
EHCRC40300530A	3.0	0.5R	3.0	30	75	6	4
EHCRC40300535A	3.0	0.5R	3.0	35	75	6	4
EHCRC40301010A	3.0	1.0R	3.0	10	50	6	4
EHCRC40301016A	3.0	1.0R	3.0	16	60	6	4
EHCRC40301020A	3.0	1.0R	3.0	20	60	6	4
EHCRC40301025A	3.0	1.0R	3.0	25	60	6	4
EHCRC40301030A	3.0	1.0R	3.0	30	75	6	4
EHCRC40301035A	3.0	1.0R	3.0	35	75	6	4

Cutting conditions：Page B251

H65X - Long Neck · Corner Radius · 4F 長頸型・圓鼻銑刀・4 刃

- ANAX smooth coating (Al, Ti, Cr, N) provides a superior wear resistance, for HRC < 55.
- Available in various effective cutting lengths.
- It is suitable for deep cutting.
- The coating can change to SNAX smooth coating (Al, Ti, Si, Cr, N), for HRC ≥ 55.

EHCRC

P	M	K	N	S	H
●	○	●		○	●

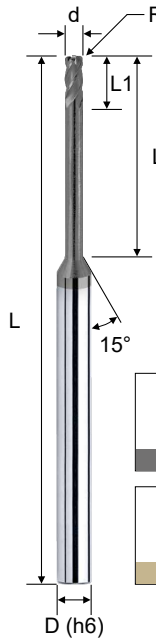

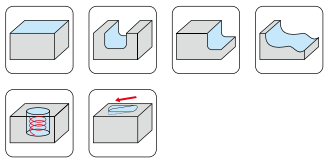

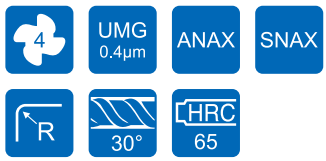

d Tolerance	
d ≤ 12	0 ~ -0.02
d > 12	0 ~ -0.03

R Tolerance	
R < 2	±0.015
R ≥ 2	±0.020

Order No. 訂購編碼	Dia. (d)	Corner Radius (R)	CL (L1)	EFF-L (L2)	OAL (L)	Shank (D)	Flutes (Z)
EHCRC40400113A	4.0	0.1R	4.0	13	50	6	4
EHCRC40400116A	4.0	0.1R	4.0	16	60	6	4
EHCRC40400120A	4.0	0.1R	4.0	20	60	6	4
EHCRC40400125A	4.0	0.1R	4.0	25	60	6	4
EHCRC40400130A	4.0	0.1R	4.0	30	75	6	4
EHCRC40400135A	4.0	0.1R	4.0	35	75	6	4
EHCRC40400213A	4.0	0.2R	4.0	13	50	6	4
EHCRC40400216A	4.0	0.2R	4.0	16	60	6	4
EHCRC40400220A	4.0	0.2R	4.0	20	60	6	4
EHCRC40400225A	4.0	0.2R	4.0	25	60	6	4
EHCRC40400230A	4.0	0.2R	4.0	30	75	6	4
EHCRC40400235A	4.0	0.2R	4.0	35	75	6	4
EHCRC40400313A	4.0	0.3R	4.0	13	50	6	4
EHCRC40400316A	4.0	0.3R	4.0	16	60	6	4
EHCRC40400320A	4.0	0.3R	4.0	20	60	6	4
EHCRC40400325A	4.0	0.3R	4.0	25	60	6	4
EHCRC40400330A	4.0	0.3R	4.0	30	75	6	4
EHCRC40400335A	4.0	0.3R	4.0	35	75	6	4
EHCRC40400513A	4.0	0.5R	4.0	13	50	6	4
EHCRC40400516A	4.0	0.5R	4.0	16	60	6	4
EHCRC40400520A	4.0	0.5R	4.0	20	60	6	4
EHCRC40400525A	4.0	0.5R	4.0	25	60	6	4
EHCRC40400530A	4.0	0.5R	4.0	30	75	6	4
EHCRC40400535A	4.0	0.5R	4.0	35	75	6	4
EHCRC40401013A	4.0	1.0R	4.0	13	50	6	4
EHCRC40401016A	4.0	1.0R	4.0	16	60	6	4
EHCRC40401020A	4.0	1.0R	4.0	20	60	6	4
EHCRC40401025A	4.0	1.0R	4.0	25	60	6	4
EHCRC40401030A	4.0	1.0R	4.0	30	75	6	4
EHCRC40401035A	4.0	1.0R	4.0	35	75	6	4

Cutting conditions：Page B251

H65X - Long Neck · Corner Radius · 4F 長頸型・圓鼻銑刀・4 刃

- ANAX smooth coating (Al, Ti, Cr, N) provides a superior wear resistance, for HRC < 55.
- Available in various effective cutting lengths.
- It is suitable for deep cutting.
- The coating can change to SNAX smooth coating (Al, Ti, Si, Cr, N), for HRC ≥ 55.

EHCRC

P	M	K	N	S	H
●	○	●		○	●

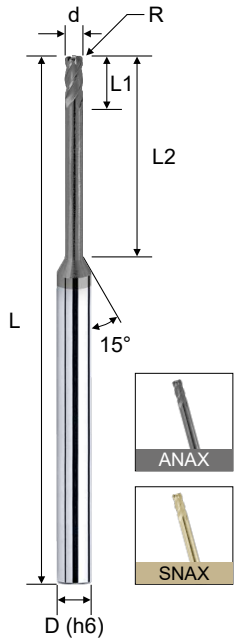

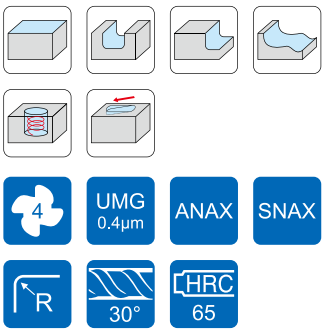

d Tolerance	
d ≤ 12	0 ~ -0.02
d > 12	0 ~ -0.03

R Tolerance	
R < 2	±0.015
R ≥ 2	±0.020

Order No. 訂購編碼	Dia. (d)	Corner Radius (R)	CL (L1)	EFF-L (L2)	OAL (L)	Shank (D)	Flutes (Z)
EHCRC40500116A	5.0	0.1R	5.0	16	60	6	4
EHCRC40500130A	5.0	0.1R	5.0	30	75	6	4
EHCRC40500216A	5.0	0.2R	5.0	16	60	6	4
EHCRC40500230A	5.0	0.2R	5.0	30	75	6	4
EHCRC40500316A	5.0	0.3R	5.0	16	60	6	4
EHCRC40500330A	5.0	0.3R	5.0	30	75	6	4
EHCRC40500516A	5.0	0.5R	5.0	16	60	6	4
EHCRC40500530A	5.0	0.5R	5.0	30	75	6	4
EHCRC40501016A	5.0	1.0R	5.0	16	60	6	4
EHCRC40501030A	5.0	1.0R	5.0	30	75	6	4
EHCRC40600120A	6.0	0.1R	7.0	20	60	6	4
EHCRC40600130A	6.0	0.1R	7.0	30	75	6	4
EHCRC40600220A	6.0	0.2R	7.0	20	60	6	4
EHCRC40600230A	6.0	0.2R	7.0	30	75	6	4
EHCRC40600320A	6.0	0.3R	7.0	20	60	6	4
EHCRC40600330A	6.0	0.3R	7.0	30	75	6	4
EHCRC40600520A	6.0	0.5R	7.0	20	60	6	4
EHCRC40600530A	6.0	0.5R	7.0	30	75	6	4
EHCRC40601020A	6.0	1.0R	7.0	20	60	6	4
EHCRC40601030A	6.0	1.0R	7.0	30	75	6	4
EHCRC40601520A	6.0	1.5R	7.0	20	60	6	4
EHCRC40601530A	6.0	1.5R	7.0	30	75	6	4
EHCRC40800522A	8.0	0.5R	9.0	22	60	8	4
EHCRC40801022A	8.0	1.0R	9.0	22	60	8	4
EHCRC40801522A	8.0	1.5R	9.0	22	60	8	4
EHCRC40802022A	8.0	2.0R	9.0	22	60	8	4
EHCRC41000524A	10.0	0.5R	11.0	24	75	10	4
EHCRC41001024A	10.0	1.0R	11.0	24	75	10	4
EHCRC41001524A	10.0	1.5R	11.0	24	75	10	4
EHCRC41002024A	10.0	2.0R	11.0	24	75	10	4
EHCRC41200526A	12.0	0.5R	13.0	26	75	12	4
EHCRC41201026A	12.0	1.0R	13.0	26	75	12	4
EHCRC41201526A	12.0	1.5R	13.0	26	75	12	4
EHCRC41202026A	12.0	2.0R	13.0	26	75	12	4

Cutting conditions：Page B251

H65X - Taper Neck · Ball Nose · 2F 斜頸型・球型銑刀・2 刃

- ANAX smooth coating (Al, Ti, Cr, N) provides a superior wear resistance, for HRC < 55.
- High strength of taper neck, can cut deep grooves without breaking.
- Suitable for cutting groves at high speed.
- The coating can change to SNAX smooth coating (Al, Ti, Si, Cr, N), for HRC ≥ 55.

EHBRT

P	M	K	N	S	H
●	○	●		○	●

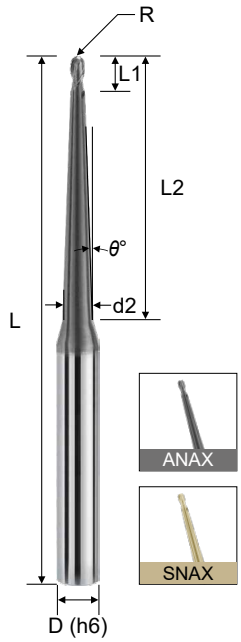

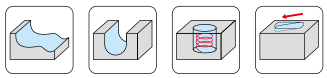



R Tolerance	
R ≤ 3	±0.010
R > 3	±0.015

Order No. 訂購編碼	Radius (R)	Dia. (d)	θ°	CL (L1)	EFF-L (L2)	NL (d2)	OAL (L)	Shank (D)	Flutes (Z)
EHBRT201023AA	0.5R	1	1.5°	2	23	2.20	60	6	2
EHBRT202023AA	1.0R	2	1.5°	4	23	3.00	60	6	2
EHBRT2020423A	1.0R	2	3.0°	4	42	5.98	100	8	2
EHBRT203052AA	1.5R	3	1.5°	6	52	5.40	100	6	2
EHBRT2030473A	1.5R	3	3.0°	6	47	7.29	100	8	2
EHBRT204046AA	2.0R	4	1.5°	8	46	6.00	100	6	2
EHBRT2040383A	2.0R	4	3.0°	8	38	7.14	100	8	2
EHBRT2050283A	2.5R	5	3.0°	10	28	6.88	100	8	2
EHBRT2060383A	3.0R	6	3.0°	12	38	8.72	100	10	2
EHBRT2080383A	4.0R	8	3.0°	16	38	10.30	100	12	2
EHBRT2100573A	5.0R	10	3.0°	20	57	13.88	100	16	2
EHBRT2120383A	6.0R	12	3.0°	24	38	13.47	100	16	2

Cutting conditions：Page B242

H65X - Taper Neck · Corner Radius · 2F 斜頸型・圓鼻銑刀・2 刃

- ANAX smooth coating (Al, Ti, Cr, N) provides a superior wear resistance, for HRC < 55.
- Various tape angle makes it suitable for different applications.
- Small corner radius applied protect chipping of cutting edges, high strength of taper neck, can cut deep grooves without breaking.
- The coating can change to SNAX smooth coating (Al, Ti, Si, Cr, N), for HRC ≥ 55.

EHCRT

P	M	K	N	S	H
●	○	●		○	●

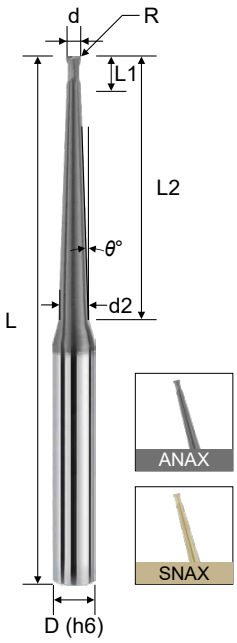

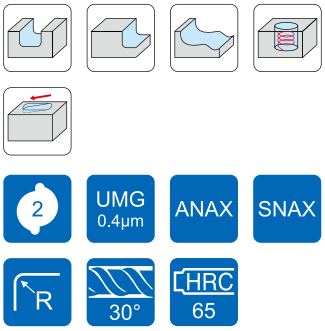

d Tolerance	
d ≤ 6	0 ~ -0.02
6 < d ≤ 12	0 ~ -0.03
d > 12	0 ~ -0.04

R Tolerance	
R < 2	±0.015
R ≥ 2	±0.020

Order No. 訂購編碼	Dia. (d)	Corner Radius (R)	θ°	CL (L1)	EFF-L (L2)	OAL (L)	Shank (D)	Flutes (Z)
EHCRT20100120HA	1.0	0.10R	0.5°	2.0	20	60	6	2
EHCRT201001201A	1.0	0.10R	1.0°	2.0	20	60	6	2
EHCRT20100120AA	1.0	0.10R	1.5°	2.0	20	60	6	2
EHCRT201201230HA2C	1.2	0.12R	0.5°	2.0	30	75	6	2
EHCRT2012012301A2C	1.2	0.12R	1.0°	2.0	30	75	6	2
EHCRT201201230AA2C	1.2	0.12R	1.5°	2.0	30	75	6	2
EHCRT201501530HA2C	1.5	0.15R	0.5°	2.0	30	75	6	2
EHCRT2015015301A2C	1.5	0.15R	1.0°	2.0	30	75	6	2
EHCRT201501530AA2C	1.5	0.15R	1.5°	2.0	30	75	6	2
EHCRT201801830HA2C	1.8	0.18R	0.5°	2.0	30	75	6	2
EHCRT2018018301A2C	1.8	0.18R	1.0°	2.0	30	75	6	2
EHCRT201801830AA2C	1.8	0.18R	1.5°	2.0	30	75	6	2
EHCRT20200225AA	2.0	0.20R	1.5°	3.0	25	75	6	2
EHCRT20200239AA	2.0	0.20R	1.5°	3.0	39	75	6	2
EHCRT20200525AA	2.0	0.50R	1.5°	3.0	25	75	6	2
EHCRT20200539AA	2.0	0.50R	1.5°	3.0	39	75	6	2
EHCRT20200550AA	2.0	0.50R	1.5°	3.0	50	100	6	2
EHCRT20200535HA4C	2.0	0.50R	0.5°	4.0	35	75	6	2
EHCRT202005351A4C	2.0	0.50R	1.0°	4.0	35	75	6	2
EHCRT20200535AA4C	2.0	0.50R	1.5°	4.0	35	75	6	2
EHCRT20250535HA5C	2.5	0.50R	0.5°	5.0	35	75	6	2
EHCRT202505351A5C	2.5	0.50R	1.0°	5.0	35	75	6	2
EHCRT20250535AA5C	2.5	0.50R	1.5°	5.0	35	75	6	2
EHCRT20251035HA5C	2.5	1.00R	0.5°	5.0	35	75	6	2
EHCRT202510351A5C	2.5	1.00R	1.0°	5.0	35	75	6	2
EHCRT20251035AA5C	2.5	1.00R	1.5°	5.0	35	75	6	2

WINSTAR

H65X - Taper Neck · Corner Radius · 2F 斜頸型・圓鼻銑刀・2 刃

- ANAX smooth coating (Al, Ti, Cr, N) provides a superior wear resistance, for HRC < 55.
- Various tape angle makes it suitable for different applications.
- Small corner radius applied protect chipping of cutting edges, high strength of taper neck, can cut deep grooves without breaking.
- The coating can change to SNAX smooth coating (Al, Ti, Si, Cr, N), for HRC ≥ 55.

EHCRT

P	M	K	N	S	H
●	○	●		○	●

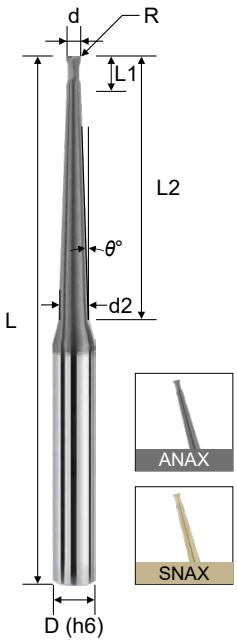

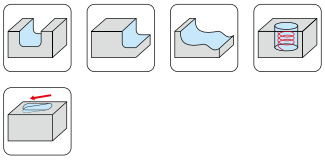



d Tolerance	
d ≤ 6	0 ~ -0.02
6 < d ≤ 12	0 ~ -0.03
d > 12	0 ~ -0.04

R Tolerance	
R < 2	±0.015
R ≥ 2	±0.020

Order No. 訂購編碼	Dia. (d)	Corner Radius (R)	θ°	CL (L1)	EFF-L (L2)	OAL (L)	Shank (D)	Flutes (Z)
EHCRT20300525AA	3.0	0.50R	1.5°	4.5	25	75	6	2
EHCRT20301025AA	3.0	1.00R	1.5°	4.5	25	75	6	2
EHCRT20301039AA	3.0	1.00R	1.5°	4.5	39	75	6	2
EHCRT20301050AA	3.0	1.00R	1.5°	4.5	50	100	6	2
EHCRT20300535HA5C	3.0	0.50R	0.5°	5.0	35	75	6	2
EHCRT203005351A5C	3.0	0.50R	1.0°	5.0	35	75	6	2
EHCRT20300535AA5C	3.0	0.50R	1.5°	5.0	35	75	6	2
EHCRT20301035HA5C	3.0	1.00R	0.5°	5.0	35	75	6	2
EHCRT203010351A5C	3.0	1.00R	1.0°	5.0	35	75	6	2
EHCRT20301035AA5C	3.0	1.00R	1.5°	5.0	35	75	6	2
EHCRT20350535HA	3.5	0.50R	0.5°	5.0	35	75	6	2
EHCRT203505351A	3.5	0.50R	1.0°	5.0	35	75	6	2
EHCRT20350535AA	3.5	0.50R	1.5°	5.0	35	75	6	2
EHCRT20351035HA	3.5	1.00R	0.5°	5.0	35	75	6	2
EHCRT203510351A	3.5	1.00R	1.0°	5.0	35	75	6	2
EHCRT20351035AA	3.5	1.00R	1.5°	5.0	35	75	6	2
EHCRT20400545HA	4.0	0.50R	0.5°	6.0	45	100	6	2
EHCRT204005451A	4.0	0.50R	1.0°	6.0	45	100	6	2
EHCRT20400525AA	4.0	0.50R	1.5°	6.0	25	75	6	2
EHCRT20400545AA	4.0	0.50R	1.5°	6.0	45	100	6	2
EHCRT20401045HA	4.0	1.00R	0.5°	6.0	45	100	6	2
EHCRT204010451A	4.0	1.00R	1.0°	6.0	45	100	6	2
EHCRT20401025AA	4.0	1.00R	1.5°	6.0	25	75	6	2
EHCRT20401045AA	4.0	1.00R	1.5°	6.0	45	100	6	2
EHCRT20501025AA	5.0	1.00R	1.5°	7.5	25	75	6	2
EHCRT20501050AA	5.0	1.00R	1.5°	7.5	50	100	8	2
EHCRT20601035AA	6.0	1.00R	1.5°	9.0	35	75	8	2
EHCRT20601050AA	6.0	1.00R	1.5°	9.0	50	100	10	2

Recommended Cutting Conditions 建議切削參數

H65X Seires EHSSH2, EHSSH4

Material	**PREHARDENED STEELS** NAK80 CENA1		**HARDENED STEELS** SKD61,SKD11		**Hardened Steel** SKD11,SKH51	
Hardness	HRC 35~45		HRC 40~55		HRC 55~65	
Vc	145 m/min		125 m/min		105 m/min	
DIAMETER (d)	RPM	Feed (mm/min)	RPM	Feed (mm/min)	RPM	Feed (mm/min)
3mm	15390	1415	13270	1220	11150	1025
4mm	11550	1386	9950	1194	8360	1003
6mm	7700	1232	6630	1060	5570	891
8mm	5770	923	4980	796	4180	668
10mm	4620	924	3980	796	3345	669
12mm	3850	770	3320	664	2790	558
	ap = 1d ae = 0.05d					

H65X Seires EHSLH4

Material	**PREHARDENED STEELS** NAK80 CENA1		**HARDENED STEELS** SKD61,SKD11		**Hardened Steel** SKD11,SKH51	
Hardness	HRC 35~45		HRC 40~55		HRC 55~65	
Vc	123 m/min		106 m/min		89 m/min	
DIAMETER (d)	RPM	Feed (mm/min)	RPM	Feed (mm/min)	RPM	Feed (mm/min)
3mm	13080	1200	11280	1038	9480	871
4mm	9820	1178	8460	1015	7100	852
6mm	6545	1050	5635	900	4740	757
8mm	4905	785	4235	676	3555	568
10mm	3927	785	3385	676	2845	568
12mm	3270	655	2820	564	2370	474
	ap = 1d ae = 0.05d					

1.Use as highly rigid and accurate machine as possible.
2.If the rpm available is lower than the recommend condition, please reduce the feed rate to the same ratio.
3.Use long shank type please reduce the rpm and feed rate.
4.The Feed and RPM may be changed depending on the M/C conditions ,lubricating and cooling system.

Recommended Cutting Conditions 建議切削參數

H65X Seires EHBSH2

Material	PREHARDENED STEELS NAK80 CENA1		HARDENED STEELS SKD61,SKD11		Hardened Steel SKD11,SKH51	
Hardness	HRC 35~45		HRC 40~55		HRC 55~65	
Vc	145 m/min		125 m/min		105 m/min	
Radius (R)	RPM	Feed (mm/min)	RPM	Feed (mm/min)	RPM	Feed (mm/min)
1R	45270	1130	39030	975	32780	820
2R	22636	1358	19500	1170	16400	984
3R	15090	1130	13000	975	10930	820
4R	11320	905	9750	780	8195	655
5R	9055	770	7800	663	6555	557
6R	7545	680	6500	585	5460	491
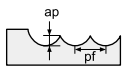	ap = 0.07d pf = 0.1d					

H65X Seires EHBLH2

Material	PREHARDENED STEELS NAK80 CENA1		HARDENED STEELS SKD61,SKD11		Hardened Steel SKD11,SKH51	
Hardness	HRC 35~45		HRC 40~55		HRC 55~65	
Vc	145 m/min		125 m/min		105 m/min	
Radius (R)	RPM	Feed (mm/min)	RPM	Feed (mm/min)	RPM	Feed (mm/min)
1R	36200	904	31200	780	26200	656
2R	18100	1086	15600	930	13120	787
3R	12050	904	10400	780	8750	656
4R	9050	724	7800	624	6550	524
5R	7250	616	6250	530	5250	446
6R	6036	544	5200	468	4370	393
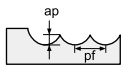	ap = 0.07d pf = 0.1d					

1.Use as highly rigid and accurate machine as possible.
2.If the rpm available is lower than the recommend condition, please reduce the feed rate to the same ratio.
3.Use long shank type please reduce the rpm and feed rate.
4.The Feed and RPM may be changed depending on the M/C conditions ,lubricating and cooling system.

Recommended Cutting Conditions 建議切削參數

H65X Seires EHBUH2

Material	PREHARDENED STEELS NAK80 CENA1		HARDENED STEELS SKD61,SKD11		Hardened Steel SKD11,SKH51	
Hardness	HRC 35~45		HRC 40~55		HRC 55~65	
Vc	145 m/min		125 m/min		105 m/min	
Radius (R)	RPM	Feed (mm/min)	RPM	Feed (mm/min)	RPM	Feed (mm/min)
1R	45270	1130	39030	975	32780	820
2R	22636	1358	19500	1170	16400	984
3R	15090	1130	13000	975	10930	820
4R	11320	905	9750	780	8195	655
5R	9055	770	7800	663	6555	557
6R	7545	680	6500	585	5460	491
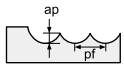	ap = 0.07d pf = 0.1d					

H65X Seires EHBRT2

WORKING MATERIAL	HARDENED STEEL		HARDENED STEEL		HARDENED STEEL	
CODE	SKT, SKD		SKT, SKD		SKT, SKD	
HARDNESS	HRC 35~45		HRC 45~55		HRC 55~60	
Vc	260 m/min		195 m/min		130 m/min	
Radius (R)	RPM	Feed (mm/min)	RPM	Feed (mm/min)	RPM	Feed (mm/min)
1.0R	41,600	1,920	31,200	1,440	20,800	960
2.0R	20,800	1,920	15,600	1,440	10,335	955
3.0R	13,650	1,890	10,335	1,430	6,890	955
4.0R	10,335	1,910	7,735	1,430	5,200	960
5.0R	8,255	1,905	6,240	1,440	4,160	960
6.0R	6,890	1,910	5,200	1,440	3,445	955
8.0R	5,200	1,920	3,900	1,440	2,600	960
10.0R	4,160	1,920	3,120	1,440	2,080	960
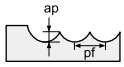	ap = 0.05d pf = 0.1d					

1.Use as highly rigid and accurate machine as possible.
2.If the rpm available is lower than the recommend condition, please reduce the feed rate to the same ratio.
3.Use long shank type please reduce the rpm and feed rate.
4.The Feed and RPM may be changed depending on the M/C conditions ,lubricating and cooling system.

Recommended Cutting Conditions 建議切削參數

H65X Seires EHCSH4

Material	PREHARDENED STEELS NAK80 CENA1		HARDENED STEELS SKD61,SKD11		Hardened Steel SKD11,SKH51	
Hardness	HRC 35~45		HRC 40~55		HRC 55~65	
Vc	145 m/min		125 m/min		105 m/min	
DIAMETER (d)	RPM	Feed (mm/min)	RPM	Feed (mm/min)	RPM	Feed (mm/min)
3mm	15390	1415	13270	1220	11150	1025
4mm	11550	1386	9950	1194	8360	1003
6mm	7700	1232	6630	1060	5570	891
8mm	5770	923	4980	796	4180	668
10mm	4620	924	3980	796	3345	669
12mm	3850	770	3320	664	2790	558
	ap = 1d ae = 0.05d					

H65X Seires EHCLH4

Material	PREHARDENED STEELS NAK80 CENA1		HARDENED STEELS SKD61,SKD11		Hardened Steel SKD11,SKH51	
Hardness	HRC 35~45		HRC 40~55		HRC 55~65	
Vc	123 m/min		106 m/min		89 m/min	
DIAMETER (d)	RPM	Feed (mm/min)	RPM	Feed (mm/min)	RPM	Feed (mm/min)
3mm	13080	1200	11280	1038	9480	871
4mm	9820	1178	8460	1015	7100	852
6mm	6545	1050	5635	900	4740	757
8mm	4905	785	4235	676	3555	568
10mm	3927	785	3385	676	2845	568
12mm	3270	655	2820	564	2370	474
	ap = 1d ae = 0.05d					

1.Use as highly rigid and accurate machine as possible.
2.If the rpm available is lower than the recommend condition, please reduce the feed rate to the same ratio.
3.Use long shank type please reduce the rpm and feed rate.
4.The Feed and RPM may be changed depending on the M/C conditions ,lubricating and cooling system.

Recommended Cutting Conditions 建議切削參數

H65X Seires EHCUH4

Material	PREHARDENED STEELS NAK80 CENA1		HARDENED STEELS SKD61,SKD11		Hardened Steel SKD11,SKH51	
Hardness	HRC 35~45		HRC 40~55		HRC 55~65	
Vc	123 m/min		106 m/min		89 m/min	
DIAMETER (d)	RPM	Feed (mm/min)	RPM	Feed (mm/min)	RPM	Feed (mm/min)
3mm	15390	1415	13270	1220	11150	1025
4mm	11550	1386	9950	1194	8360	1003
6mm	7700	1232	6630	1060	5570	891
8mm	5770	923	4980	796	4180	668
10mm	4620	924	3980	796	3345	669
12mm	3850	770	3320	664	2790	558
	ap = 1d ae = 0.05d					

H65X Seires EHWSA4, EHWSA6

Working Material	Carbon / Alloy steel (< HRC 30)		Carbon / Alloy steel (HRC 35~45)		Stainless steel / Hardened steel (HRC 40~55)		High temperature alloy / Hardened steel (HRC 55~62)	
Vc	150 m/min		135 m/min		120 m/min		80 m/min	
Diameter (d)	RPM	fz (mm/z)	RPM	fz (mm/z)	RPM	fz (mm/z)	RPM	fz (mm/z)
6mm	8000	0.35	7200	0.35	6400	0.35	4300	0.35
8mm	6000	0.35	5400	0.35	4800	0.35	3200	0.35
10mm	4800	0.40	4300	0.40	3800	0.40	2600	0.40
12mm	4000	0.45	3600	0.45	3200	0.45	2100	0.45
	ap: 0.04d, ae: 0.5d, d ≤ 6 ap: 0.04d, ae: 0.6d, d > 6							

1.Use as highly rigid and accurate machine as possible.
2.If the rpm available is lower than the recommend condition, please reduce the feed rate to the same ratio.
3.Use long shank type please reduce the rpm and feed rate.
4.The Feed and RPM may be changed depending on the M/C conditions ,lubricating and cooling system.

Recommended Cutting Conditions 建議切削參數

H65X Seires EHSRC2

Material		PREHARDENED STEELS NAK80 CENA1			HARDENED STEELS SKD61,SKD11			Hardened Steel SKD11,SKH51			
Hardness		HRC 35~45			HRC 40~55			HRC 55~65			
Dia. (d)	EFF-L	RPM	Feed (mm/min)	ap (mm)	RPM	Feed (mm/min)	ap (mm)	RPM	Feed (mm/min)	ap (mm)	ae (mm)
0.2mm	0.5	56000	270	0.003	44800	180	0.002	15000	10	0.001	0.160
	1	50900	230	0.004	40800	160	0.003	-	-	-	
	1.5	48200	200	0.002	38500	140	0.002	-	-	-	
0.3mm	1.5	50800	360	0.005	42700	260	0.004	14600	13	0.003	0.057
	3	31900	190	0.001	25500	130	0.001	14600	10	0.001	0.004
	5	20400	80	0.001	16300	60	0.001	-	-	-	-
0.4mm	1	48100	470	0.008	38500	320	0.005	14300	17	0.003	0.054
	5	30100	240	0.002	24100	160	0.001	14300	14	0.001	0.003
	10	24600	150	0.001	19700	100	0.001	14300	11	0.001	0.001
0.5mm	3	32200	370	0.008	25700	260	0.006	14000	19	0.004	0.016
	5	27200	290	0.006	21700	200	0.004	14000	17	0.003	0.008
	8	21600	190	0.001	17400	130	0.001	14000	14	0.001	0.002
	10	19600	150	0.001	15600	100	0.001	14000	12	0.001	0.001
	14	16300	70	0.001	13000	50	0.001	-	-	-	-
0.6mm	3	33500	500	0.013	26800	340	0.009	12000	22	0.005	0.114
	6	23000	290	0.005	18400	200	0.003	12000	19	0.002	0.008
	8	20000	230	0.003	16000	160	0.002	12000	17	0.001	0.003
	10	17900	180	0.002	14300	130	0.001	12000	15	0.001	0.002
	12	16400	150	0.001	13100	100	0.001	12000	13	0.001	0.001
	16	13500	70	0.001	10800	50	0.001	-	-	-	-
0.7mm	4	25800	440	0.012	20600	290	0.009	10000	22	0.006	0.047
	6	21200	330	0.007	16900	230	0.005	10000	20	0.003	0.014
	8	18400	260	0.004	14700	190	0.003	10000	18	0.002	0.006
	10	16500	220	0.003	13200	160	0.002	10000	16	0.001	0.003
0.8mm	4	24100	480	0.019	19300	330	0.013	8000	20	0.010	0.080
	8	17200	300	0.006	13800	200	0.004	8000	16	0.003	0.010
	12	14100	200	0.003	11300	140	0.002	8000	12	0.001	0.003
	14	12300	150	0.001	9800	100	0.001	-	-	-	
0.9mm	6	18500	420	0.013	14800	290	0.010	7200	18	0.007	0.038
	8	16100	330	0.008	12900	230	0.006	7200	16	0.004	0.016
	10	14500	270	0.005	11600	190	0.004	7200	14	0.002	0.008

1.Use as highly rigid and accurate machine as possible.
2.If the rpm available is lower than the recommend condition, please reduce the feed rate to the same ratio.
3.Use long shank type please reduce the rpm and feed rate.
4.The Feed and RPM may be changed depending on the M/C conditions ,lubricating and cooling system.

Recommended Cutting Conditions 建議切削參數

H65X Seires EHSRC2

Material		PREHARDENED STEELS NAK80 CENA1			HARDENED STEELS SKD61,SKD11			Hardened Steel SKD11,SKH51			
Hardness		HRC 35~45			HRC 40~55			HRC 55~65			
Dia. (d)	EFF-L	RPM	Feed (mm/min)	ap (mm)	RPM	Feed (mm/min)	ap (mm)	RPM	Feed (mm/min)	ap (mm)	ae (mm)
1.0mm	5	19600	510	0.022	15700	360	0.016	6500	15	0.009	0.013
	10	13800	300	0.007	11000	210	0.005	6500	12	0.003	0.013
	12	12600	250	0.005	10100	170	0.003	6500	11	0.002	0.007
	14	11700	210	0.003	9400	150	0.002	650	10	0.001	0.005
	16	11000	180	0.003	8800	130	0.002	-	-	-	-
	20	9800	130	0.002	7900	90	0.001	-	-	-	-
1.2mm	6	16100	490	0.026	12800	340	0.019	9600	22	0.011	0.120
	12	11400	290	0.008	9100	200	0.005	-	-	-	-
	16	9800	220	0.004	7900	150	0.003	-	-	-	-
	20	8800	170	0.003	7000	120	0.002	-	-	-	-
1.4mm	8	12900	440	0.025	10300	310	0.018	9600	18	0.010	0.094
	10	11500	380	0.017	9200	260	0.012	-	-	-	0.048
	16	9100	250	0.007	7300	180	0.005	-	-	-	0.012
	20	7800	180	0.004	6200	120	0.003	-	-	-	0.005
1.5mm	8	12500	460	0.029	10000	320	0.020	9600	25	0.012	0.124
	12	10200	340	0.016	8200	240	0.011	-	-	-	-
	14	9500	300	0.012	7600	210	0.008	-	-	-	-
	16	8900	270	0.009	7100	190	0.007	-	-	-	-
	20	7900	220	0.006	6300	150	0.004	-	-	-	-
1.6mm	10	10800	410	0.025	8600	280	0.018	9600	15	0.010	0.082
	14	9100	320	0.014	7300	220	0.010	-	-	-	-
	18	8000	260	0.009	6400	180	0.006	-	-	-	-
2.0mm	6	12500	650	0.045	10000	450	0.032	9600	211	0.019	0.926
	10	9700	470	0.031	7800	330	0.022	9600	45	0.013	0.200
	12	8900	420	0.026	7100	290	0.019	9600	56	0.011	0.116
	14	8200	370	0.022	6600	260	0.016	9600	16	0.009	0.073
	20	6900	280	0.013	5500	190	0.009	-	-	-	-
	25	6200	230	0.008	4900	160	0.006	-	-	-	-
	30	5600	180	0.005	4500	130	0.004	-	-	-	-
2.5mm	8	9600	670	0.054	7700	460	0.039	9600	227	0.023	0.954
	12	7900	520	0.042	6300	360	0.030	9600	67	0.018	0.283
	16	6800	430	0.031	5500	290	0.022	9600	28	0.013	0.119
	20	6100	360	0.023	4900	250	0.017	9600	14	0.010	0.061
	25	5500	300	0.015	4400	210	0.011	-	-	-	-
	30	5000	250	0.010	4000	170	0.007	-	-	-	-
	35	4800	190	0.007	3800	140	0.005	-	-	-	-

1.Use as highly rigid and accurate machine as possible.
2.If the rpm available is lower than the recommend condition, please reduce the feed rate to the same ratio.
3.Use long shank type please reduce the rpm and feed rate.
4.The Feed and RPM may be changed depending on the M/C conditions ,lubricating and cooling system.

Recommended Cutting Conditions 建議切削參數

H65X Seires EHSRC2

Material		PREHARDENED STEELS NAK80 CENA1			HARDENED STEELS SKD61,SKD11			Hardened Steel SKD11,SKH51			
Hardness		HRC 35~45			HRC 40~55			HRC 55~65			
Dia. (d)	EFF-L	RPM	Feed (mm/min)	ap (mm)	RPM	Feed (mm/min)	ap (mm)	RPM	Feed (mm/min)	ap (mm)	ae (mm)
3.0mm	6	8000	700	0.072	6400	480	0.052	8000	435	0.031	1.978
	10	7200	620	0.064	5800	430	0.046	8000	222	0.027	1.013
	16	5900	470	0.045	4700	320	0.032	8000	54	0.019	0.247
	20	5300	400	0.035	4300	280	0.025	8000	27	0.015	0.127
	25	4800	340	0.025	3900	230	0.018	8000	14	0.010	0.065
	30	4500	290	0.018	3600	200	0.013	8000	10	0.007	0.038
	35	4200	250	0.013	3300	170	0.009	-	-	-	-
4.0mm	8	6800	770	0.093	5300	500	0.070	6000	450	0.050	1.990
	12	5100	600	0.078	4100	410	0.056	6000	388	0.033	1.852
	16	4400	510	0.065	3600	350	0.046	6000	164	0.027	0.781
	20	4000	440	0.054	3200	300	0.038	6000	84	0.022	0.400
	25	3600	380	0.042	2900	260	0.030	6000	43	0.018	0.205
	30	3300	330	0.033	2600	230	0.024	6000	24	0.014	0.119
	35	3100	290	0.026	2500	200	0.019	6000	15	0.011	0.075
5.0mm	16	3500	520	0.089	2800	360	0.064	4800	457	0.038	1.907
	20	3100	440	0.085	2500	310	0.061	4800	234	0.036	0.977
	25	2800	390	0.077	2200	270	0.055	4800	120	0.033	0.500
	30	2500	340	0.066	2000	230	0.047	4800	69	0.028	0.289
	35	2300	300	0.054	1900	210	0.038	4800	43	0.022	0.182
6.0mm	20	2600	470	0.088	2100	330	0.063	4000	607	0.037	2.025
	30	2000	340	0.077	1600	240	0.055	4000	180	0.033	0.600
8.0mm	20	2300	450	0.130	1700	330	0.090	3400	580	0.050	1.600
	40	1500	250	0.800	1100	160	0.060	3400	84	0.035	0.200
10.0mm	25	2100	430	0.130	1500	310	0.080	3200	540	0.050	1.760
	45	1300	220	0.700	900	150	0.050	3200	76	0.030	0.240
12.0mm	30	2000	400	0.140	1400	280	0.080	3000	540	0.050	1.840
	50	1500	200	0.800	800	140	0.050	3000	72	0.030	0.280

1.Use as highly rigid and accurate machine as possible.
2.If the rpm available is lower than the recommend condition, please reduce the feed rate to the same ratio.
3.Use long shank type please reduce the rpm and feed rate.
4.The Feed and RPM may be changed depending on the M/C conditions ,lubricating and cooling system.

Recommended Cutting Conditions 建議切削參數

H65X Seires EHSRC4

Material	**PREHARDENED STEELS** NAK80 CENA1		**HARDENED STEELS** SKD61,SKD11		**Hardened Steel** SKD11,SKH51	
Hardness	HRC 35~45		HRC 40~55		HRC 55~65	
Dia. (d)	RPM	Feed (mm/min)	RPM	Feed (mm/min)	RPM	Feed (mm/min)
1mm	38000	1050	25500	710	20500	430
2mm	26000	1250	17500	840	14500	520
3mm	17300	1250	11500	840	9500	520
4mm	13200	1300	8800	880	7200	540
5mm	12500	1500	8300	1000	6400	580
6mm	10350	1400	6900	950	5300	560
8mm	7800	1350	5200	900	4000	520
10mm	6450	1260	4100	840	3200	480
12mm	5250	1260	3500	840	2650	480

1.Use as highly rigid and accurate machine as possible.
2.If the rpm available is lower than the recommend condition, please reduce the feed rate to the same ratio.
3.Use long shank type please reduce the rpm and feed rate.
4.The Feed and RPM may be changed depending on the M/C conditions ,lubricating and cooling system.

Recommended Cutting Conditions 建議切削參數

H65X Seires EHBRC2

Material		PREHARDENED STEELS NAK80 CENA1				HARDENED STEELS SKD61,SKD11				Hardened Steel SKD11,SKH51			
Hardness		HRC 35~45				HRC 40~55				HRC 55~65			
Radius (R)	EFF-L	RPM	Feed (mm/min)	ap (mm)	pf (mm)	RPM	Feed (mm/min)	ap (mm)	pf (mm)	RPM	Feed (mm/min)	ap (mm)	pf (mm)
0.15R	1	45000	552	0.010	0.010	38000	420	0.090	0.010	38000	348	0.007	0.009
	3	40800	360	0.006	0.007	33600	264	0.005	0.005	33600	216	0.004	0.005
0.2R	1	54000	768	0.016	0.022	39600	516	0.013	0.022	39600	432	0.011	0.021
	3	44400	480	0.010	0.010	32400	312	0.009	0.010	32400	264	0.008	0.010
	5	30000	372	0.008	0.010	26400	288	0.006	0.010	26400	228	0.004	0.005
0.25R	5	34800	552	0.008	0.008	31200	444	0.007	0.010	31200	216	0.006	0.009
	10	28800	456	0.007	0.010	28800	372	0.005	0.010	27600	216	0.005	0.009
0.3R	1	39600	960	0.022	0.091	27600	600	0.019	0.091	26400	516	0.014	0.091
	5	28800	504	0.012	0.043	26400	396	0.008	0.042	26400	336	0.007	0.040
	10	24000	360	0.005	0.020	22800	312	0.004	0.020	22800	240	0.003	0.018
0.4R	2	34800	816	0.045	0.100	27600	552	0.038	0.100	26400	456	0.030	0.010
	6	28800	636	0.028	0.068	21600	420	0.020	0.068	21600	348	0.015	0.065
	10	2040	468	0.020	0.050	19200	408	0.015	0.050	16800	336	0.010	0.050
0.5R	5	33600	900	0.052	0.220	21600	540	0.040	0.220	18000	540	0.008	0.014
	10	16320	600	0.020	0.056	15000	456	0.014	0.056	13680	312	0.008	0.050
	16	13680	480	0.016	0.056	12360	384	0.012	0.056	11520	252	0.005	0.030
0.75R	10	14760	782	0.080	0.170	9720	480	0.062	0.170	9720	456	0.050	0.160
	18	12120	504	0.022	0.110	9600	432	0.020	0.110	9600	408	0.012	0.110
	30	9840	456	0.012	0.050	9480	420	0.010	0.050	9480	396	0.010	0.050
1.0R	4	21000	1392	0.180	0.350	14640	1080	0.140	0.350	14640	900	0.120	0.350
	10	21000	1224	0.140	0.230	14640	972	0.110	0.230	14640	792	0.090	0.230
	20	15960	600	0.060	0.110	12720	600	0.055	0.110	12720	492	0.035	0.110
1.5R	6	14400	1824	0.200	0.340	9840	1320	0.160	0.320	6480	732	0.160	0.320
	10	14400	1824	0.200	0.340	9840	1320	0.160	0.320	6480	732	0.160	0.300
	20	12360	1476	0.145	0.320	8520	1128	0.120	0.310	5760	660	0.080	0.300
	30	9360	816	0.100	0.150	8520	816	0.080	0.150	5760	384	0.070	0.300
2.0R	8	10440	1752	0.290	0.550	7200	1332	0.220	0.500	7200	1056	0.150	0.500
	20	10440	1752	0.290	0.550	7200	1332	0.220	0.500	7200	1056	0.150	0.500
	30	8880	1380	0.200	0.320	6600	1056	0.150	0.300	6600	816	0.130	0.300
	35	7200	1056	0.132	0.320	6600	1056	0.100	0.300	6600	816	0.090	0.300
2.5R	15	8400	1500	0.300	0.700	6000	1140	0.220	0.700	6000	900	0.200	0.650
	25	8400	1380	0.300	0.550	6000	1080	0.220	0.550	6000	816	0.200	0.500
3.0R	15	8160	1764	0.420	0.800	5760	1320	0.300	0.800	4440	864	0.300	0.800
4.0R	25	7200	1176	0.350	0.750	4920	912	0.180	0.600	4560	732	0.200	0.630
5.0R	30	5880	1128	0.370	0.900	4800	852	0.200	0.670	4200	708	0.200	0.650
6.0R	30	4800	984	0.420	0.900	4320	828	0.250	0.600	3600	600	0.250	0.600

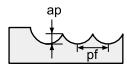

1.Use as highly rigid and accurate machine as possible.
2.If the rpm available is lower than the recommend condition, please reduce the feed rate to the same ratio.
3.Use long shank type please reduce the rpm and feed rate.
4.The Feed and RPM may be changed depending on the M/C conditions ,lubricating and cooling system.

Recommended Cutting Conditions 建議切削參數

H65X Seires EHCRC2

Material		PREHARDENED STEELS NAK80 CENA1				HARDENED STEELS SKD61,SKD11				Hardened Steel SKD11,SKH51			
Hardness		HRC 35~45				HRC 40~55				HRC 55~65			
Dia. (d)	EFF-L	RPM	Feed (mm/min)	ap (mm)	ae (mm)	RPM	Feed (mm/min)	ap (mm)	ae (mm)	RPM	Feed (mm/min)	ap (mm)	ae (mm)
1.0mm	4	13800	805	0.029	0.264	11730	655	0.034	0.264	8280	78	0.017	0.264
	10	8625	311	0.011	0.123	7475	264	0.013	0.123	5290	31	0.006	0.123
1.2mm	6	9200	575	0.018	0.088	8165	483	0.215	0.088	6095	59	0.011	0.088
	12	6670	368	0.007	0.070	5980	299	0.008	0.070	4370	37	0.004	0.070
1.5mm	4	12880	1070	0.044	0.440	11730	920	0.059	0.440	8970	121	0.032	0.440
	10	8280	736	0.031	0.282	7590	633	0.041	0.282	5865	83	0.022	0.282
	16	5865	403	0.005	0.106	5405	345	0.006	0.106	4141	45	0.003	0.106
2.0mm	6	12535	1001	0.042	0.792	11730	909	0.095	0.792	9430	130	0.035	0.792
	12	9200	805	0.030	0.440	8280	725	0.043	0.440	6785	105	0.025	0.440
	20	6900	633	0.017	0.194	6440	564	0.023	0.194	5175	82	0.014	0.194
	25	5865	541	0.005	0.132	5405	495	0.005	0.132	4255	68	0.002	0.132
2.5mm	10	10350	1001	0.051	0.528	9775	943	0.073	0.528	8165	151	0.047	0.528
	25	6210	437	0.011	0.176	5865	414	0.016	0.176	4830	65	0.010	0.176
3.0mm	10	10350	1127	0.103	0.616	9775	874	0.103	0.655	8740	196	0.073	0.655
	20	8165	863	0.071	0.567	7705	667	0.071	0.567	6900	147	0.043	0.567
	30	6900	702	0.049	0.371	6325	541	0.049	0.371	5865	115	0.028	0.362
4.0mm	13	8740	1058	0.081	1.124	7360	920	0.117	1.124	6210	210	0.083	1.124
	20	6785	978	0.053	0.880	5750	840	0.078	0.880	4830	194	0.057	0.880
	30	5750	748	0.028	0.671	4715	656	0.041	0.671	4025	149	0.030	0.708
5.0mm	16	7705	1702	0.106	1.346	5520	1139	0.150	1.346	4600	342	0.110	1.346
	30	5290	817	0.053	1.035	3795	541	0.075	1.035	3220	164	0.055	1.035
6.0mm	20	5980	1219	0.476	1.356	3565	1035	0.186	1.356	3105	393	0.145	1.356
	30	4600	909	0.410	1.304	2645	759	0.164	1.304	2300	304	0.123	1.304
8.0mm	22	5520	1081	0.419	1.518	3220	909	0.164	1.518	2760	346	0.128	1.518
10.0mm	24	4485	920	0.356	1.645	2760	771	0.139	1.645	2300	294	0.108	1.645
12.0mm	26	3795	771	0.299	2.024	2300	644	0.117	2.024	1955	247	0.091	2.024

1.Use as highly rigid and accurate machine as possible.
2.If the rpm available is lower than the recommend condition, please reduce the feed rate to the same ratio.
3.Use long shank type please reduce the rpm and feed rate.
4.The Feed and RPM may be changed depending on the M/C conditions ,lubricating and cooling system.

Recommended Cutting Conditions 建議切削參數

H65X Seires EHCRC4

Material		PREHARDENED STEELS NAK80 CENA1				Hardened Steel SKD11,SKH51			
Hardness		HRC 35~45				HRC 55~65			
Dia. (d)	EFF-L	RPM	Feed (mm/min)	ap (mm)	ae (mm)	RPM	Feed (mm/min)	ap (mm)	ae (mm)
2.0mm	6	12650	1265	0.063	0.633	11730	1173	0.059	0.713
	12	8970	1012	0.045	0.396	8280	943	0.043	0.396
2.5mm	10	10580	1380	0.065	0.528	9775	1150	0.065	0.528
	20	7590	1150	0.047	0.640	7360	655	0.030	0.220
3.0mm	10	11040	2070	0.094	0.684	10235	2070	0.059	0.684
	20	8165	1495	0.057	0.567	7705	1495	0.035	0.567
4.0mm	13	9085	1576	0.105	1.150	7590	1530	0.082	1.150
	20	7130	1380	0.069	0.920	59801	1288	0.054	0.920
	30	6325	1104	0.043	0.745	5290	1058	0.033	0.745
6.0mm	20	5635	1691	0.176	2.305	3335	978	0.176	1.281
	30	2875	782	0.098	1.320	1610	460	0.098	0.733
8.0mm	22	4600	1840	0.212	2.921	2760	782	0.212	1.518
10.0mm	24	3680	2013	0.242	3.140	2185	621	0.253	1.645
12.0mm	26	2875	2070	0.265	3.105	1725	495	0.276	1.714

1.Use as highly rigid and accurate machine as possible.
2.If the rpm available is lower than the recommend condition, please reduce the feed rate to the same ratio.
3.Use long shank type please reduce the rpm and feed rate.
4.The Feed and RPM may be changed depending on the M/C conditions ,lubricating and cooling system.