

CXBN High Feed Face Milling ***Double sided, 4 cutting edges***

INCH

High Feed Face Milling Offers Increased Productivity!!!

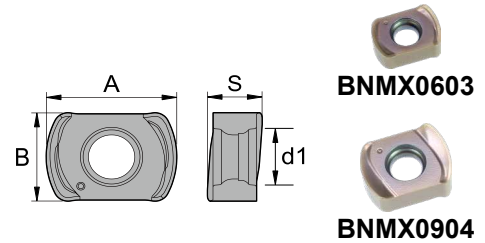


- *The CXBN Mini milling cutters offer exceptional milling performance.*
- *The BNMX0603 and BNMX0904 high feed inserts allow lowest cutting force to insure maximum productivity!*
- *Many insert geometries, wide range cutting applications, strong insert clamping and solid high feed design insure higher efficient performance!*
- *Let the CXBN stream line improve your milling process!*



Insert Specification

Insert	Dimensions (inch)			
	A	B	S	d1
BNMX0603	.354	.251	.142	.126
BNMX0904	.469	.361	.189	.165



Insert Geometry

Shape	Chipbreaker	Application
	SG	Sharp geometry design for finishing cutting in steel, stainless and difficult-to-cut material.
	MG	Low cutting force for medium cutting in steel, stainless and cast iron.
	RG	Strong geometry design for rough cutting in steel, alloy steel and hardened steel.

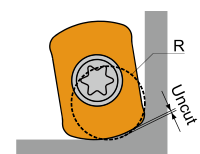
Insert Grade

Grade Type	Machining Application	Industry area
CX22HS	<ul style="list-style-type: none"> Continuous semi-finishing machining For Hardened steel and Cast Iron 	<ul style="list-style-type: none"> Die and mould Hardened parts
CX32HS	<ul style="list-style-type: none"> Medium machining For Carbon steel, Alloy steel and Stainless steel 	<ul style="list-style-type: none"> Auto parts Machinery parts
CX43TS	<ul style="list-style-type: none"> Roughing or interrupted machining For Carbon steel, Alloy steel, Stainless steel and High temperature alloy 	<ul style="list-style-type: none"> Auto parts Machinery parts Aircraft parts

※ Different grades for various applications are available to select, please contact us for more information.

Corner R Programming

Designation	Approx. R (inch)	
	Input. R	Uncut
BNMX0603	0.079	0.165
BNMX0904	0.098	0.024



Recommended Cutting Conditions

for BNMX0603

Working Material	SFM	fz (inch/tooth)	ap (inch)
Carbon Steel (HB85-225)	395 ~ 820	0.016 ~ 0.063	0.012 ~ 0.035
Stainless 300 Series	330 ~ 590	0.012 ~ 0.047	0.012 ~ 0.028
Cast Iron (HB140-220)	395 ~ 820	0.016 ~ 0.063	0.012 ~ 0.035
High temp. & Titanium alloy	130 ~ 330	0.012 ~ 0.031	0.012 ~ 0.024
Hardened steel	165 ~ 330	0.012 ~ 0.039	0.012 ~ 0.024

for BNMX0904

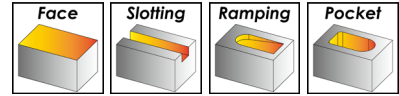
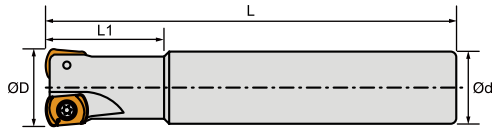
Working Material	SFM	fz (inch/tooth)	ap (inch)
Carbon Steel (HB85-225)	395 ~ 820	0.016 ~ 0.079	0.012 ~ 0.055
Stainless 300 Series	330 ~ 590	0.012 ~ 0.063	0.012 ~ 0.047
Cast Iron (HB140-220)	395 ~ 820	0.016 ~ 0.079	0.012 ~ 0.055
High temp. & Titanium alloy	130 ~ 330	0.012 ~ 0.047	0.012 ~ 0.047
Hardened steel	165 ~ 330	0.012 ~ 0.055	0.012 ~ 0.047

Order Code

Insert	Order No.	Designation	Working Material					
			P	M	K	N	S	H
	IBNMX0603SG22HS	BNMX0603-SG-CX22HS	●	○	●		○	●
	IBNMX0603SG32HS	BNMX0603-SG-CX32HS	●	●	●		○	○
	IBNMX0603SG43TS	BNMX0603-SG-CX43TS	●	●	●		●	
	IBNMX0603MG22HS	BNMX0603-MG-CX22HS	●	○	●		○	●
	IBNMX0603MG32HS	BNMX0603-MG-CX32HS	●	●	●		○	○
	IBNMX0603MG43TS	BNMX0603-MG-CX43TS	●	●	●		●	
	IBNMX0603RG22HS	BNMX0603-RG-CX22HS	●	○	●		○	●
	IBNMX0603RG32HS	BNMX0603-RG-CX32HS	●	●	●		○	○
	IBNMX0603RG43TS	BNMX0603-RG-CX43TS	●	●	●		●	
	IBNMX0904MG22HS	BNMX0904-MG-CX22HS	●	○	●		○	●
	IBNMX0904MG32HS	BNMX0904-MG-CX32HS	●	●	●		○	○
	IBNMX0904MG43TS	BNMX0904-MG-CX43TS	●	●	●		●	

CXBN / BNMX0603, BNMX0904

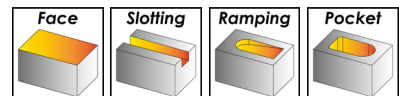
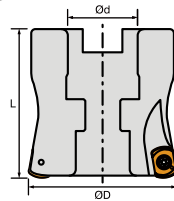
CXBN - Milling tools



Order No.	D	L1	L	d	T	Inserts	Screw	Wrench
IECXBN602062400	.625	1.25	4	.625	2	BNMX0603	ITS3004	ITK08
IECXBN603075500	.750	1.50	5	.750	3			
IECXBN604100600	1.000	2.00	6	1.000	4			
IECXBN903100600	1.000	2.00	6	1.000	3	BNMX0904	ITS4009	ITK15
IECXBN903125600	1.250	2.50	6	1.250	3			

Customize available.

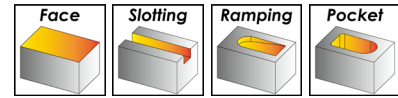
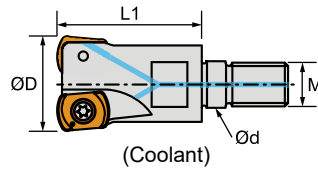
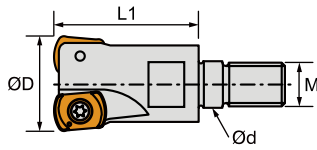
CXBN - Milling tools



Order No.	D	L	d	T	Inserts	Screw	Wrench
IFCXBN906200070	2	1.57	.750	6	BNMX0904	ITS4009	ITK15

Customize available.

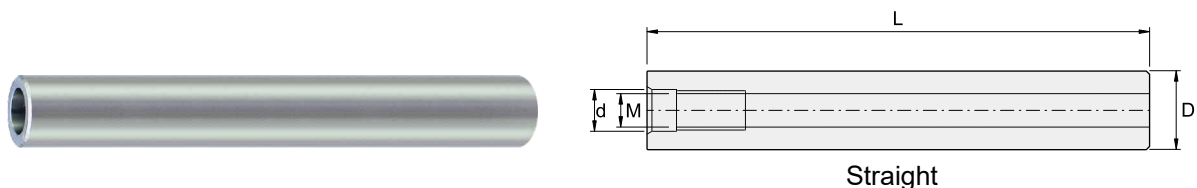
CXBN - Modular tools



Order No.	D	L1	d	M	T	Coolant	Inserts	Screw	Wrench
IMCXBN602063080	.630 (16mm)	1.024	.335	M8	2		BNMX0603	ITS3004	ITK08
IMCXBN602063081	.630 (16mm)	1.024	.335	M8	2	●			
IMCXBN603078100	.787 (20mm)	1.181	.413	M10	3				
IMCXBN603078101	.787 (20mm)	1.181	.413	M10	3	●			
IMCXBN603082100	.827 (21mm)	1.181	.413	M10	3				
IMCXBN603098120	.984 (25mm)	1.378	.492	M12	3				
IMCXBN604098120	.984 (25mm)	1.378	.492	M12	4				
IMCXBN604098121	.984 (25mm)	1.378	.492	M12	4	●			
IMCXBN603102120	1.024 (26mm)	1.378	.492	M12	3				
IMCXBN604126161	1.260 (32mm)	1.575	.669	M16	4	●			
IMCXBN605126160	1.260 (32mm)	1.575	.669	M16	5				
IMCXBN606157161	1.575 (40mm)	1.693	.669	M16	6	●			
IMCXBN903098121	.984 (25mm)	1.378	.492	M12	3	●	BNMX0904	ITS4009	ITK15
IMCXBN904126161	1.260 (32mm)	1.575	.669	M16	4	●			
IMCXBN904137161	1.378 (35mm)	1.693	.669	M16	4	●			
IMCXBN905165161	1.654 (42mm)	1.693	.669	M16	5	●			

Customize available.

SWM2A - Modular carbide adapter (straight)



Order No.	D	L	d	M
ISWM2A06204080	.625	4	.335	M8
ISWM2A06206080	.625	6	.335	M8
ISWM2A07504100	.750	4	.413	M10
ISWM2A07506100	.750	6	.413	M10
ISWM2A10004120	1.000	4	.492	M12
ISWM2A10006120	1.000	6	.492	M12
ISWM2A12506160	1.250	6	.669	M16

WINSTAR CUTTING TECHNOLOGIES CORP.

No. 10, Gongye 6th Road, Tainan Technology Industrial Park,
Tainan City 709, Taiwan

TEL : +886-6-3840386

FAX : +886-6-3840387

www.winstarcutting.com

info@winstarcutting.com